

**GERMAN FOREST RELATED BILATERAL DEVELOPMENT COOPERATION
IN THE GLOBAL CONTEXT AND IN THE CASE STUDY COUNTRIES
CAMEROON, DEMOCRATIC REPUBLIC OF THE CONGO, AND INDONESIA**

Reiner Buergin

November 2014

TABLE OF CONTENTS

LIST OF FIGURES.....	3
LIST OF TABLES	3
LIST OF ABBREVIATIONS	4
1 INTRODUCTION.....	6
2 GERMAN FOREST RELATED BILATERAL DEVELOPMENT COOPERATION IN THE GLOBAL CONTEXT AND IN THE CASE STUDY COUNTRIES.....	8
2.1 German development cooperation and forest funding in the global context	8
2.1.1 Goals, principles, and strategies of forest related German development cooperation	8
2.1.2 German development assistance in the global context	10
2.1.3 German forest related funding in the global context.....	15
2.2 German development cooperation and forest funding in the case study countries	18
2.2.1 Development assistance for the case study countries in the global ODA context	18
2.2.2 Forest related German development funding in the case study countries	24
2.2.3 Programs and objectives of forest related German development cooperation in the CSC	31
2.2.4 Instruments and approaches in forest related German development cooperation in the CSC	39
2.3 Conclusions on forest related bilateral German development cooperation	45
2.3.1 Development and relevance of German ODA and forest funding in the global context.....	45
2.3.2 German ODA and forest related programs in the case study countries.....	47
3 REFERENCES.....	53
4 ANNEXES	64
4.1 Basic Socioeconomic and ODA Data for the Case Study Countries	64
4.2 List of Interviewees and Informants	65
4.3 Forest Related Projects of Bilateral German Development Cooperation in the CSC since 2002	67
4.3.1 Forest related German development projects in Cameroon since 2002.....	67
4.3.2 Forest related German development projects in the DR Congo since 2002	69
4.3.3 Forest related German development projects in Indonesia since 2002.....	71
4.4 Ongoing Forest Related Projects in the CSC	73
4.5 Abbreviations, annotations and codes used in the lists of projects	77
4.6 Target areas and instruments of forest related German development cooperation in the CSC.....	79

LIST OF FIGURES

Figure 2-1: All Donors, DAC Countries & German ODA, and Total Net Private Grants	11
Figure 2-2: German Total Flows and German ODA in % of All Donors and DAC countries ODA	11
Figure 2-3: German ODA and Net Private Grants in billion USD and % of All Donors Private Grants ..	12
Figure 2-4: ODA of major donors in billion USD and % of GNI	12
Figure 2-5: Bilateral and multilateral ODA from Germany and All Donors	13
Figure 2-6: Assignment of Sectoral German ODA	14
Figure 2-7: Major Recipients of German ODA.....	15
Figure 2-8: Major donors for the Forestry Sector	16
Figure 2-9: Major donors for the Environment Sector.....	16
Figure 2-10: Funding for the Environment and Forestry Sectors.....	17
Figure 2-11: Total and multilateral ODA for the CSC in million USD	19
Figure 2-12: Importance of ODA funds for the national economies of the CSC	19
Figure 2-13: The importance of debt reliefs as part of ODA for Cameroon and DR Congo	20
Figure 2-14: The importance of debt reliefs as part of ODA for Indonesia.....	20
Figure 2-15: ODA for the CSC from multilateral agencies.....	21
Figure 2-16: Major Donors of ODA for the CSC.....	21
Figure 2-17: German ODA for the CSC	22
Figure 2-18: German ODA for the CSC in % of All Donors ODA, and German Private Grants.....	22
Figure 2-19: Grants and Loans and Channels of funding for the CSC.....	23
Figure 2-20: Sector ODA from Germany and All Donors for the CSC in % of All Sectors	23
Figure 2-21: Funds for the Forestry and Environment sectors for the CSC	25
Figure 2-22: Forestry Sector funding for the CSC.....	25
Figure 2-23: German and All Donors Forestry Sector ODA for the CSC	26
Figure 2-24: Environment Sector funding for the CSC	27
Figure 2-25: Environment Sector funding in the CSC.....	28
Figure 2-26: Forest and Environment Sector funding in relation to Forest Related funding.....	29
Figure 2-27: Focus of German forest related funding for the CSC	30

LIST OF TABLES

Table 2-1: Basic socioeconomic and ODA data for the case study countries	18
Table 2-2: Environmental data and priority areas of German development cooperation in the CSC..	24
Table 2-3: Primary focus of forest related ODA for CSC in % of all forest related German ODA.....	31
Table 2-4: Forest related ODA for the CSC since 2002 according to Sectors	32
Table 2-5: Funding and size of forest related projects aggregated for periods	32
Table 2-6: Funding and implementing organisations for ongoing forest related projects	33
Table 2-7: NGO involvement in forest related programs.....	34
Table 2-8: Quality of information provided for ongoing programs	34
Table 2-9: Objectives addressed in ongoing programs	37
Table 2-10: Objectives addressed differentiated according to implementing organisations	38
Table 2-11: Instruments of forest related German development cooperation in the CSC.....	40
Table 2-12: Approaches in forest policies	42
Table 2-13: Approaches pursued in forest related German development programs.....	43
Table 2-14: Approaches pursued differentiated according to implementing organisations	44

LIST OF ABBREVIATIONS

AA	German Federal Foreign Office
ASEAN	Association of Southeast Asian Nations
BMBF	German Federal Ministry of Education and Research
BMF	German Federal Ministry of Finance
BMUB	Federal Ministry for the Environment, Nature Conservation, Building & Nuclear Safety
BMWi	German Federal Ministry for Economic Affairs and Energy
BMZ	German Federal Ministry for Economic Cooperation and Development
bn	billion
CBD	Convention on Biological Diversity
CBFM	Community Based Forest Management
CIFOR	Center for International Forestry Research
CITES	Convention on International Trade in Endangered Species of Wild Fauna and Flora
CMF	Communally Managed Forest Area
COP	Conference of the Parties to the CBD
CRS	Creditor Reporting System
CSC	Case Study Countries (Cameroon, DR Congo, Indonesia)
DAC	Development Assistance Committee
DEG	Deutsche Investitions- und Entwicklungsgesellschaft
DFG	German Research Foundation
DR Congo	Democratic Republic of the Congo
ERC	Ecosystem Restoration Concession (<i>IUPHHK-RE</i>)
ESMF	Environmental and Social Management Framework
EU	European Union
EUR	Euro
EZE	Evangelische Zentralstelle für Entwicklungshilfe
FAO	Food and Agriculture Organization of the United Nations
FC	Financial Cooperation
FCPF	Forest Carbon Partnership Facility
FeMi	German Federal Ministries unspecified
FFI	Fauna and Flora International
FLEGT	Forest Law Enforcement, Governance and Trade
FMU	Forest Management Unit
FORCLIME	Forests and Climate Change Programme
FPIC	Free, Prior and Informed Consent
FPP	Forest Peoples Programme
FSC	Forest Stewardship Council
FZS	Frankfurt Zoological Society
GDP	Gross Domestic Product
GeDo	German Doctors e.V.
GEF	Global Environment Facility
GHG	Greenhouse Gas
GIS	Geographic Information Systems
GIZ	Deutsche Gesellschaft für Internationale Zusammenarbeit
GNI	Gross National Income
GTZ	Deutsche Gesellschaft für Technische Zusammenarbeit
HDI	Human Development Index
IATI	International Aid Transparency Initiative
ICCN	Institut Congolaise de la Conservation de la Nature
ICI	International Climate Initiative
ICRAF	International Centre for Research in Agroforestry (World Agroforestry Centre)

IFC	International Finance Corporation
IFCA	Indonesia Forest Climate Alliance
IFF	Intergovernmental Forum on Forests
IGO	Intergovernmental Organisation
IPF	Intergovernmental Panel on Forests
KfW	Kreditanstalt für Wiederaufbau
KZE	Katholische Zentralstelle für Entwicklungshilfe
LHL	Lernen-Helfen-Leben e.V.
MECNT	Ministry for the Environment and Tourism of DR Congo
mn	Million
MoF	Indonesian Ministry of Forestry
MRV	Measurement, Reporting and Verification
NABU	Naturschutzbund Deutschland
NFP	National Forest Program
NGO	Nongovernmental Organisation
NTFP	Non-timber Forest Product
ODA	Official Development Assistance
OECD	Organisation for Economic Co-operation and Development
OPEC	Organization of the Petroleum Exporting Countries
OXFAM	Oxford Committee for Famine Relief
PPP	Public-Private Partnership
R-PP	Readiness Preparation Proposal
REDD	Reducing Emissions from Deforestation and Forest Degradation
REL	Reference Emission Level
RSPB	British Royal Society for the Protection of Birds
SESA	Strategic Environmental and Social Assessment
SFM	Sustainable Forest Management
SIS	Safeguards Information System
TC	Technical Cooperation
TNO	Transnational Organisation
UN	United Nations
UNCCD	United Nations Convention to Combat Desertification
UNEP	United Nations Environment Programme
UNESCO	United Nations Educational, Scientific and Cultural Organization
UNFCCC	United Nations Framework Convention on Climate Change
UNFF	United Nations Forum on Forests
UNREDD	UN Programme on Reducing Emissions from Deforestation and Forest Degradation
USD	United States Dollar
WCS	Wildlife Conservation Society
WWF	World Wide Fund for Nature

1 INTRODUCTION

The study 'Nature and impact of German bilateral development cooperation in the forest sector' explores scope, organisation, impacts and policy trends of forest related bilateral German development cooperation in the context of overall international development assistance and with a particular comparative perspective on the case study countries Cameroon, Democratic Republic of the Congo, and Indonesia. The selected case study countries (CSC) are particularly relevant with regard to forest related German development cooperation because they host some of the largest remaining tropical forest areas and biodiversity hotspots, and are furthermore in the focus of global environment and development discourses and policies concerning climate change mitigation as well as biodiversity and forest protection.

The main objectives of the study are:

- to describe the German forest related bilateral development assistance in the context of overall German development assistance and global development funding with a particular focus on the three case study countries,
- to explore the scope and influence of German bilateral forest funding in the three case study countries Cameroon, DR Congo, and Indonesia,
- to identify strategies, approaches, and instruments applied in forest related bilateral German development cooperation and to understand related expectations on impacts,
- to critically reflect upon the impacts of different approaches and instruments by exploring selected projects of forest related German development cooperation,
- to assess impacts and effectiveness of forest related bilateral German development cooperation particularly regarding the objectives of a) the protection of natural forests and native biodiversity, b) the improvement of local livelihoods, and c) the protection and strengthening of the rights of indigenous peoples and other forest dependent communities.

To address these complex and heterogeneous research questions, different interrelated research approaches have been followed, which are based on various data sources and research approaches. The findings are presented in different reports referring to the overall context of bilateral forest related German development cooperation and a comparison of the three case study countries, as well as to the particular circumstances of forest problematics, policies and development cooperation in the different countries.

This report focuses on the analysis of forest related bilateral German Development Assistance in the context of overall German and international development assistance, and particularly with regard to the comparison of the case study countries Cameroon, DR Congo, and Indonesia. The data analysed and displayed in this report predominantly refer to official data on ODA provided by the Organisation for Economic Co-operation and Development (OECD) as well as data from the various funding and implementing organisations of forest related programs and projects in the case study countries.

In Chapter 2.1 the German forest related bilateral development assistance and development policies are analysed in the context of total German development assistance as well as with regard to overall international development assistance with a particular focus on the sectors Forest and General Environmental Protection. The analysis is predominantly based on data provided by the OECD and the German Federal Ministry for Economic Cooperation and Development (BMZ), and covers the period from 2002 to 2012.

In Chapter 2.2 German forest related development assistance and development projects in the case study countries Cameroon, DR Congo, and Indonesia are analysed in the context of the overall development assistance for the case study countries. The analysis covers the period from 2002 to about 2020 and is based on data referring to disbursements, commitments, and project information

which have been accessible in April 2014. The data have been predominantly derived from OEDC statistics and the Creditor Reporting System (CRS) of the Development Assistance Committee (DAC) as well as the International Aid Transparency Initiative (IATI), the German Federal Ministry for Economic Cooperation and Development (BMZ), the Federal Ministry for the Environment and Nature Conservation (BMUB), the *Deutsche Gesellschaft für Internationale Zusammenarbeit* (GIZ), and the *Kreditanstalt für Wiederaufbau* (KfW), supplemented by information on forest related German development projects from websites of the *Deutsche Klimafinanzierung* (DKF) and the REDD desk.

Chapter 2.3 provides a synopsis of the major findings from the analysis of the data in the Chapters 2.1 and 2.2 with a focus on the comparison of the three case study countries.

The study is mainly based on the review and analysis of publicly available data on Official Development Assistance (ODA) and development projects as well as related documents, studies and literature. The study furthermore refers to information, opinions, and assessments provided by relevant persons in government agencies, development organisations, nongovernmental organisations (NGOs), academic institutions and different stakeholder groups in Germany and in the case study countries which have been gathered in interviews, discussions and queries. Last but not least, the analyses and assessments in some parts are supported by first-hand experiences of selected projects on site.

It is necessary to emphasize serious limitations of this study. It basically depends on and therefore is significantly restricted by the availability and accuracy of the data analysed, the willingness and ability of interview partners to provide information, as well as the selection of informants which was neither comprehensive nor representative. The assessment of instruments and approaches of forest related development cooperation is predominantly explorative and suffers from considerable limitations regarding the quality of available data, depth of analysis, and generalizability. Extensive field research on a larger number of projects would have been desirable, but was beyond the scope of this study. While short field visits and some on site experiences have been used to verify and exemplify certain findings, field research does not provide the basis for the analyses and assessments which predominantly depend on published information and interviews.

2 GERMAN FOREST RELATED BILATERAL DEVELOPMENT COOPERATION IN THE GLOBAL CONTEXT AND IN THE CASE STUDY COUNTRIES

2.1 German development cooperation and forest funding in the global context

2.1.1 Goals, principles, and strategies of forest related German development cooperation

Goals and strategies of German development cooperation in the forest sector are embedded in overall principles and objectives of German development cooperation. On its website, the German Federal Ministry for Economic Cooperation and Development (BMZ) outlines these principles and goals.¹ Referring to a sense of responsibility, fundamental human values of justice and solidarity, as well as obligations of the strong and wealthy to help the weak and serve the public good, German development cooperation is regarded as one of the most important instruments of the German government to actively engage "... in combating poverty, securing food, establishing peace, freedom, democracy and human rights, shaping globalisation in a socially equitable manner, and preserving the environment and natural resources." These goals are to be achieved in close cooperation with the international community. For this engagement, German development policy is committed to an international policy framework and agreements which were established with the active involvement of Germany, in particular the Millennium Development Goals, the Monterrey Consensus on securing funding, the Johannesburg Action Plan promoting sustainability, the EU's ODA Plan with its financing obligations, as well as the Paris Declaration on Aid Effectiveness and the Accra Agenda for Action seeking to increase the effectiveness of development cooperation.²

In this context, German development cooperation in the forest sector on the BMZ website is specified under the major issue Conserving the Environment and Natural Resources, alongside with Water, Soils, Biodiversity, Disaster Risk Management and Biosafety, and is highlighted as a key tool regarding poverty reduction.³ Concerned about global trends of forest destruction and the particular endangerment of tropical forests, the main causes of forest destruction are identified as poverty, population growth, inappropriate forestry practices, forest clearance for pasture, arable land and high-profit monocultures, as well as mining and road construction. Claiming that industrialized countries have for the most part succeeded in halting the destruction of their forests, economic development is conceived of as one of the main conditions for enabling countries to protect their forests.⁴

The goals, priorities, and principles of German development cooperation in the Forest Sector are further specified in the 2002 BMZ Strategy on Forests and Sustainable Development.⁵ In this document the causes of forest destruction are determined remarkably different from the website, pointing to weak governmental structures, missing political determination, insufficient participation of civil society, insecure land and use rights, land use conflicts, legal and illegal logging, mining and infrastructure projects, export oriented extension of agricultural areas and plantations, market deficiencies as well as global economic relations and financial flows as crucial causes of forest destruction.⁶ This sector concept is supposed to serve as decision guidance for the identification, examination, planning, implementation, supervision and evaluation of forest relevant development projects, as well as for the development of forest relevant policies on the national and international level. It is conceived of as authoritative guideline and instruction for action for public agencies of

¹ See BMZ 2014 [Principles](#), accessed April 2014.

² See BMZ 2014 [International Goals](#), accessed April 2014. For a review of the international forest policy framework see e.g. McDermott et al. 2007, 2010.

³ see BMZ 2014 [Protecting the Environment](#), accessed April 2014.

⁴ See BMZ 2014 [Endangered Forests](#), accessed April 2014.

⁵ BMZ 2002, 'Sektorkonzept Wald und nachhaltige Entwicklung', BMZ Konzepte 121.

⁶ See BMZ 2002: 9f.

German development cooperation (including forest relevant projects from other sectors of German development cooperation) and as guidance for NGOs and the private sector.⁷

According to this document, the primary goal of development cooperation in the forest sector is to assist governmental, civil society and private actors in partner countries - and particularly poor and indigenous people - to protect and use forests sustainably with the aim to permanently preserve the capacity of forests to maintain the global ecological balance and to contribute to poverty reduction and sustainable development. All projects in the forest sector supported by Germany are supposed to serve the overall goal of forest conservation and to be consistent with the requirements of sustainable forest management. With regard to the overarching development policy objectives, projects in the forest sector have to be aligned with the basic needs of rural populations and have to make a concrete contribution to poverty reduction. To make progress on protecting forests is conceived of as imperative in order to achieve the Millennium Development Goals by 2015, especially the goal of cutting poverty by half, why forest protection is regarded as an important element of German development policy.⁸

As institutional and legal framework for this purpose, a body of international forest law developed since the early 1990s is supposed to be the basis of German development cooperation in the forest sector, namely the Statement of Forest Principles adopted at the UN Conference on Environment and Development in 1992, the Intergovernmental Panel on Forests (IPF) established in 1995 and the Intergovernmental Forum on Forests (IFF) following in 1997, the United Nations Forum on Forests (UNFF) created in 2000, the Convention on Biological Diversity (CBD) adopted in 1993 and the 2002 Working Programme for Forest Biological diversity, the Kyoto Protocol to the Convention on Climate Change adopted in 1997, and the United Nations Convention to Combat Desertification (UNCCD) adopted in 1994.⁹

The people who are dependent on forests as an ecosystem are identified as the primary target group of German development cooperation in the forest sector, and the securing of livelihoods of local people, the improvement of the coverage of basic needs, as well as structural improvements in rural areas are recorded as most important tasks for projects in forest related development cooperation.¹⁰ To facilitate these efforts, frame conditions have also to be addressed, and intermediate actors from government agencies, civil society and the private sector may become primary partners and target groups of German development cooperation. Furthermore, policy consultancy in international donor fora and networking in international expert groups and organizations has become an important aspect of German development cooperation in the forest sector.¹¹

Besides references to the international forest regime and environmental regulations as well as human rights legislation,¹² the sector concept outlines principles and safeguards to which German development cooperation in the forest sector is committed, specifically regarding the information and participation of all relevant groups,¹³ land and use rights of forest dependent and indigenous people,¹⁴ benefit sharing and the improvement of livelihoods, gender issues and the participation of women, as well as standards regarding forest conservation and sustainable forest use¹⁵. These social and ecological safeguards are conceived of as minimum requirements for programs and projects of German development cooperation. They are supposed to be operationalized successively in the

⁷ BMZ 2002: 7.

⁸ See BMZ 2002: 5, 12.

⁹ See BMZ 2014 [International Policy on Forests](#), accessed April 2014, and BMZ 2002: 10f.

¹⁰ See also concept and strategy papers on rural development and poverty reduction BMZ 2001, 2011a, 2012, 2013.

¹¹ See BMZ 2002: 5-11, 18f.

¹² See also BMZ 2011b, 'Menschenrechte in der deutschen Entwicklungspolitik', BMZ-Strategiepapier 4.

¹³ See also BMZ 1999, 'Übersektorales Konzept Partizipative Entwicklungszusammenarbeit', BMZ Konzepte 102.

¹⁴ See also BMZ 1996 and BMZ 2006.

¹⁵ See BMZ 1997 and BMZ 2008.

partner countries and to be systematically integrated into the bilateral planning and implementation of development programs, including predetermined breaking points.¹⁶

In the context of the international forest regime, National Forest Programs (NFPs) have become a crucial instrument with regard to the protection and sustainable use of forests, and likewise constitutes a basic element of German development cooperation in the forest sector. They are supposed to be the product of a broadly based process of cooperation between governments, civil society and the private sector and "should safeguard the economic, legal and political conditions that make sustainable forest conservation and management possible, whilst taking account of local, regional, national and global requirements."¹⁷

Apart from this instrument of National Forest Programs, the sector concept determines six fields of action most relevant for forest related German development cooperation labelled Forest Protection and Afforestation, Consistent Policy Frames, Illegal Logging, Certification, Financing Strategies, and the International Forest Regime.¹⁸ The priority areas of development cooperation in the forest sector referred to on the BMZ website in 2014 partly capture these fields of action, particularly with regard to the issues of Combatting Illegal Logging, Forestry Certification, and the Improvement of Policy Frames. However, the priority areas recorded on the BMZ website seem to indicate shifting focuses compared to the sector concept, even though in line with it. Additional issues include an emphasis on forest protection by way of utilizing forests, a new focus on the definition of rights to forest access, management and use, as well as the promotion of regional initiatives and research activities as priority areas of German development cooperation in the forest sector.¹⁹

2.1.2 German development assistance in the global context

In the following chapters, bilateral German development assistance and forest funding is contextualised with regard to global Official Development Assistance (ODA).²⁰ Furthermore, forest related German funding in the three case study countries Cameroon, Democratic Republic of the Congo and Indonesia is analysed over the period from 2002 to 2012 predominantly in terms of structure, amounts, and purposes of development assistance, with an outlook regarding commitments for programs planned until about 2020. Primary data sources on which this analysis is based are [OECD Aid Statistics](#) and the Creditor Reporting System (CRS) of the Development Assistance Committee (DAC)²¹, data from the [International Aid Transparency Initiative \(IATI\)](#), the German [Federal Ministry for Economic Cooperation and Development \(BMZ\)](#), the [Federal Ministry for the Environment, Nature Conservation, Building and Nuclear Safety \(BMUB\)](#), the [Deutsche Gesellschaft für Internationale Zusammenarbeit \(GIZ\)](#) and the [KfW Development Bank](#), as well as federal budget plans of the German Bundestag²².

¹⁶ See BMZ 2002: 12-15.

¹⁷ BMZ 2014 [The German Contribution](#), accessed April 2014, see also BMZ 2002: 11.

¹⁸ BMZ 2002: 19-21.

¹⁹ See BMZ 2014 [The German Contribution](#), accessed April 2014.

²⁰ ODA includes [grants](#) or [loans](#) to countries and territories on the list of 'developing countries' determined by the Development Assistance Committee ([DAC List of ODA Recipients](#)) and to [multilateral agencies](#) which are: (a) undertaken by the official sector; (b) with promotion of economic development and welfare as the main objective; (c) at concessional financial terms (if a [loan](#), having a [grant element](#) of at least 25 per cent). In addition to financial flows, [technical co-operation](#) is included in aid. Grants, loans and credits for military purposes are excluded. Transfer payments to private individuals (e.g. pensions, reparations or insurance payouts) are in general not counted. (See OECD [DAC Glossary](#), accessed October 2014.)

²¹ This committee of the OECD dealing with development co-operation issues currently consists of the 29 members Australia, Austria, Belgium, Canada, the Czech Republic, Denmark, Finland, France, Germany, Greece, Iceland, Ireland, Italy, Japan, Korea, Luxembourg, The Netherlands, New Zealand, Norway, Poland, Portugal, Slovak Republic, Slovenia, Spain, Sweden, Switzerland, the United Kingdom, the United States and the European Union. The World Bank, IMF and UNDP participate as observers. (See OECD [Development Assistance Committee](#), accessed October 2014)

²² See Deutscher Bundestag 2011, 2012, 2013.

According to OECD statistics, overall net ODA²³ of All Donor Countries in 2012 was calculated at about 151 billion USD. About 127 billion USD or 84.1% of this amount was attributed to DAC countries. For the same time Total Flows related to development assistance, which include Other Official Flows (OOF)²⁴ and Private Flows²⁵ in addition to ODA, were calculated at about 474 billion USD. Total Net Private Grants in the context of development assistance accounted for some 30 billion USD for 2012 in OECD statistics. (See Figure 2-1)

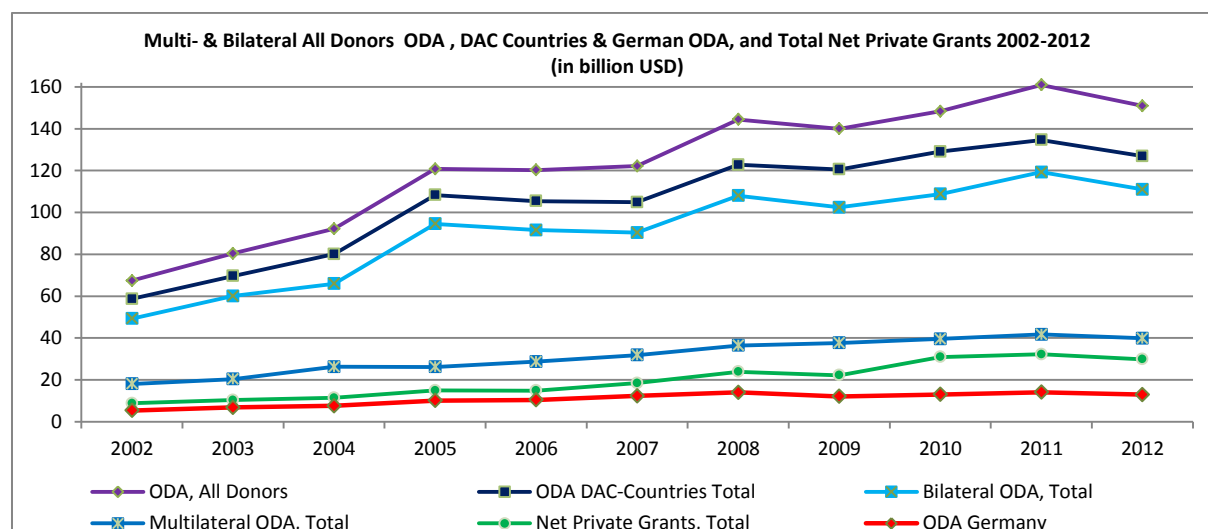


Figure 2-1: All Donors, DAC Countries & German ODA, and Total Net Private Grants

In 2012 Germany contributed with some 13 billion USD which constituted about 8.6% of the total net ODA of all donors, or 10.2% of the DAC countries share in ODA. On average over the 2002-2012 period the share was 8.7% and 10.1% respectively. Total Flows estimates for Germany accounted for 35 billion USD in 2012. (See Figure 2-2)

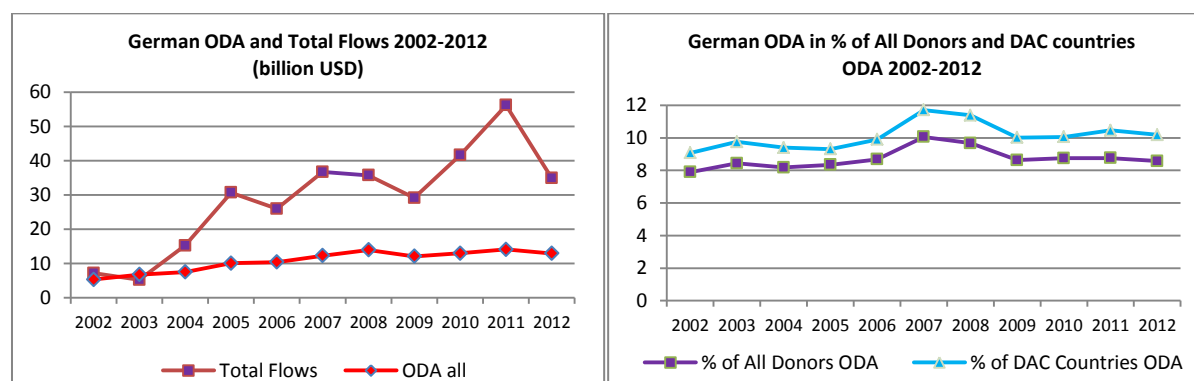


Figure 2-2: German Total Flows and German ODA in % of All Donors and DAC countries ODA

²³ If not specified otherwise, data refer to disbursed net ODA in million USD. Net ODA is the amount donors actually spend in a given year (gross ODA) less repayments of the principal on loans made in prior years (but not interest) as well as offsetting entries for forgiven debt and recoveries made on grants. (OECD 2014 [Aid Statistics](#), accessed November 2014)

²⁴ Other Official Flows (OOF) are transactions by the official sector with countries on the [DAC List of ODA Recipients](#) which do not meet the conditions for eligibility as [Official Development Assistance](#), either because they are not primarily aimed at development, or because they have a [grant element](#) of less than 25 per cent.

²⁵ Private Flows consist of flows at market terms financed out of private sector resources (i.e. changes in holdings of private [long-term](#) assets held by residents of the reporting country) and private grants (i.e. grants by NGOs and other private bodies, net of subsidies received from the official sector). (See OECD 2014 [DAC Glossary](#), accessed April 2014)

German Private Grants for development assistance, which are not included in the ODA and are predominantly provided by NGOs, in 2012 accounted for 1.4 billion USD. On average over the period 2002-2012, German Private Grants amounted to about 12.8% of official German ODA. For the same period the respective figure for all donor countries was 15.5%. While the amount of Private Grants provided by All Donors has increased considerably since 2006, Private Grants from Germany have rather decreased since 2005 while total German ODA has increased. (See Figure 2-3)

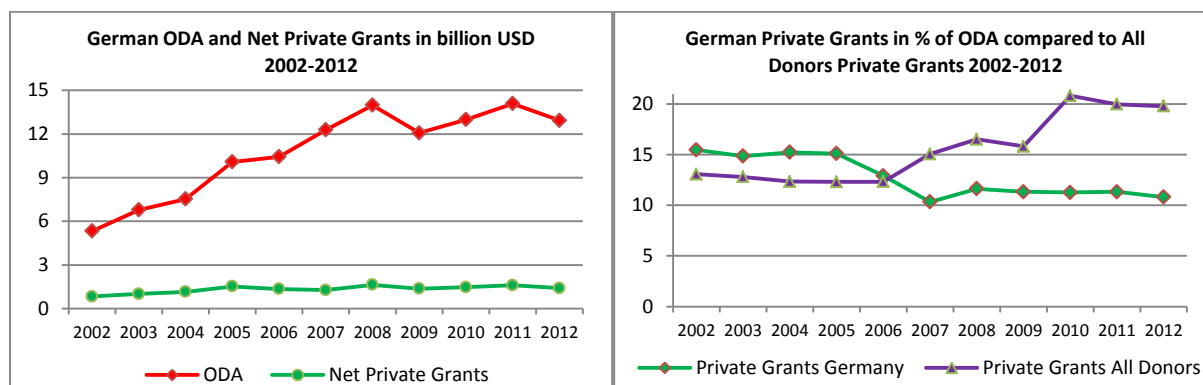


Figure 2-3: German ODA and Net Private Grants in billion USD and % of All Donors Private Grants

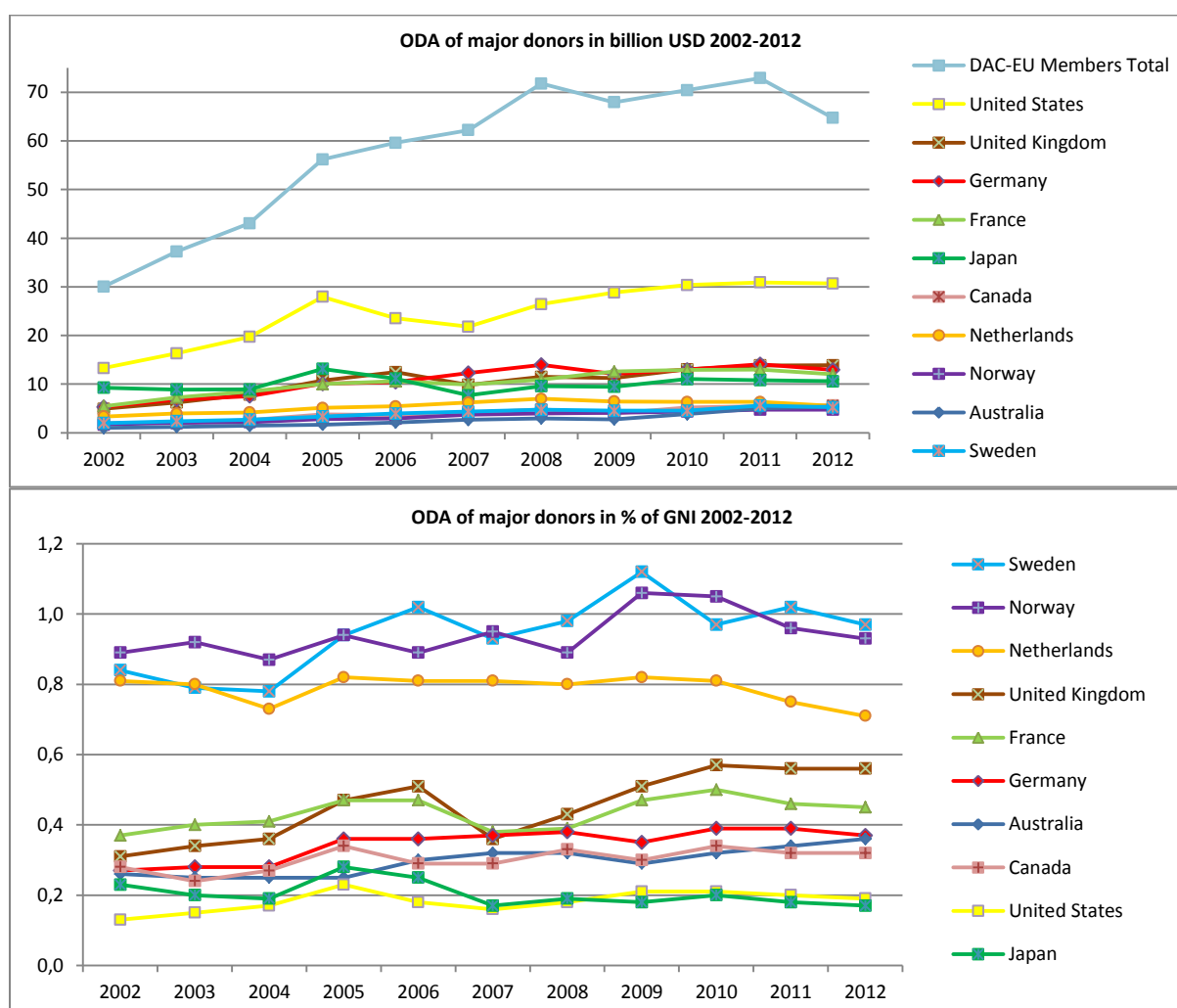


Figure 2-4: ODA of major donors in billion USD and % of GNI

Since 2002, Germany consistently ranked among the five DAC countries contributing the highest ODA amounts, even though still clearly below the German development policies target of 0.7% of Gross National Income (GNI) and only ranking 12th among 27 DAC countries in terms of ODA in % of GNI in 2012.²⁶ On average German ODA in percent of GNI has not increased since 2006 after a pronounced setback in the period from 1997 to 2004 and a sharp rise from 0.28% in 2004 to 0.36% of GNI in 2005.²⁷ (See Figure 2-4)

The share of multilateral ODA of All Donors has been rather constant over the period from 2002 to 2012 with an average of 23.3% while multilateral funding for Germany accounted on average for 37.0% of total German ODA (ranging between 26% and 49% for this period).²⁸ (See Figure 2-5)

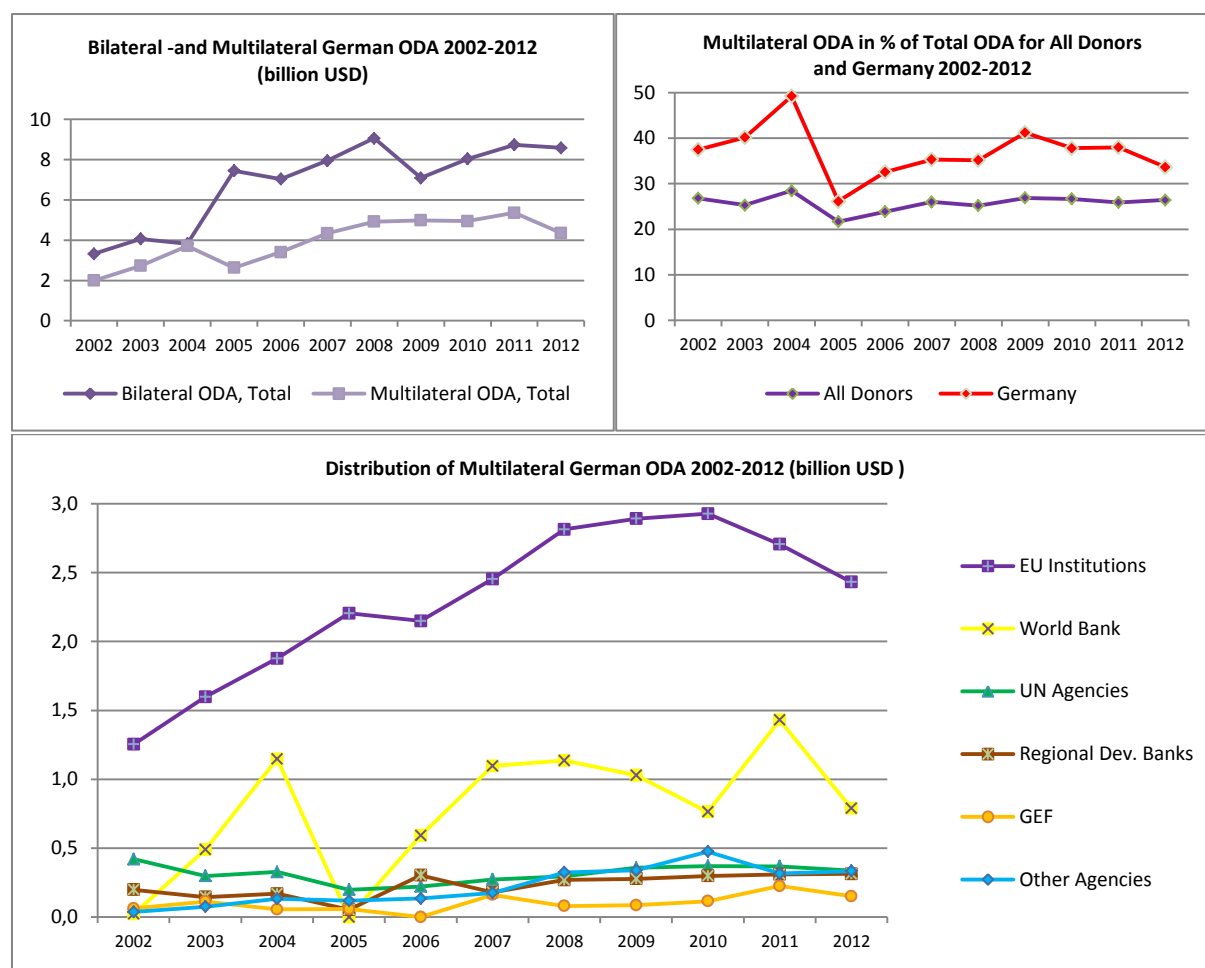


Figure 2-5: Bilateral and multilateral ODA from Germany and All Donors

Multilateral German ODA in 2012 constituted about 33.7% of the total German ODA. 55.8% of multilateral ODA was allocated for EU institutions while the World Bank Group received 18.1%, UN Agencies 7.7%, Regional Development Banks 7.2%, the Global Environment Facility (GEF) 3.5%, and diverse other agencies including the Montreal Protocol received 7.7% of multilateral German ODA in 2012. (See Figure 2-5)

The major part of German ODA is provided by the BMZ, accounting for about 60.6% in 2012. Other ministries together contributed with another 3.8% of which the biggest shares came from the BMUB

²⁶ See BMZ 2014 [Geber im Vergleich 2012](#), accessed April 2014.

²⁷ See BMZ 2014 [Entwicklung der deutschen ODA-Quote 1971-2012](#), accessed April 2014).

²⁸ For more detailed information on the development of bi- and multilateral German ODA see BMZ 2014 [Entwicklung der bi- und multilateralen Netto-ODA 2007-2012](#), accessed April 2014.

(1.3%) and the Federal Ministry of Education and Research (BMBF) (1.1%). Other important sources of German ODA in 2012 were the Federal Foreign Office (AA) (9.3%), the Federal States (7.2%), funds from the Federal Property (*Bundesvermögen*) (6.6%), KfW funds raised from capital markets (7.3%) and the German Investment and Development Company (DEG) (3.6%), as well as a share of 12.8% credited as German ODA from the EU budget.²⁹

In terms of Type of Aid the major share of bilateral German ODA in 2012 was assigned for Project Type Interventions amounting to 58.4% of total bilateral ODA. Scholarships and Student Costs in the donor country accounted for 12%, Bilateral Core Support for NGOs and Pooled Programmes for 7.8%, Experts and Other Technical Assistance for 7.1%, Debt Relief for 6.3%, Administrative Costs not included elsewhere for 5.7%, Other In-donor Expenditures for 1.9%, and unspecified Budget Support for recipients accounted for another 0.8% of bilateral German ODA.³⁰

Regarding sector distribution of German ODA to All Developing Countries, in 2012 about 42.7% of Germanys All Sectors ODA which accounted for some 10.2 billion USD was assigned to the sector Social Infrastructure & Services (DAC code 100), 18.7% to the sector Economic Infrastructure & Services (DAC code 200), 5.5% to the Production Sector (DAC code 300, including the sub-sector Forestry 312), 12.6% to the Multi- or Cross-Cutting Sector (DAC code 400, including the sub-sector General Environmental Protection 410), 1.8% for Commodity Aid & General Programme Assistance (DAC code 500), 8.3% for Action Relating to Debt (DAC code 600), and 3.9% for Humanitarian Aid (DAC code 700). Another 4.8% was allocated for Administrative Costs of Donors, about 0.7% for Refugees in Donor Countries, and some 0.8% was categorised as unspecified or unallocated. (See Figure 2-6)³¹

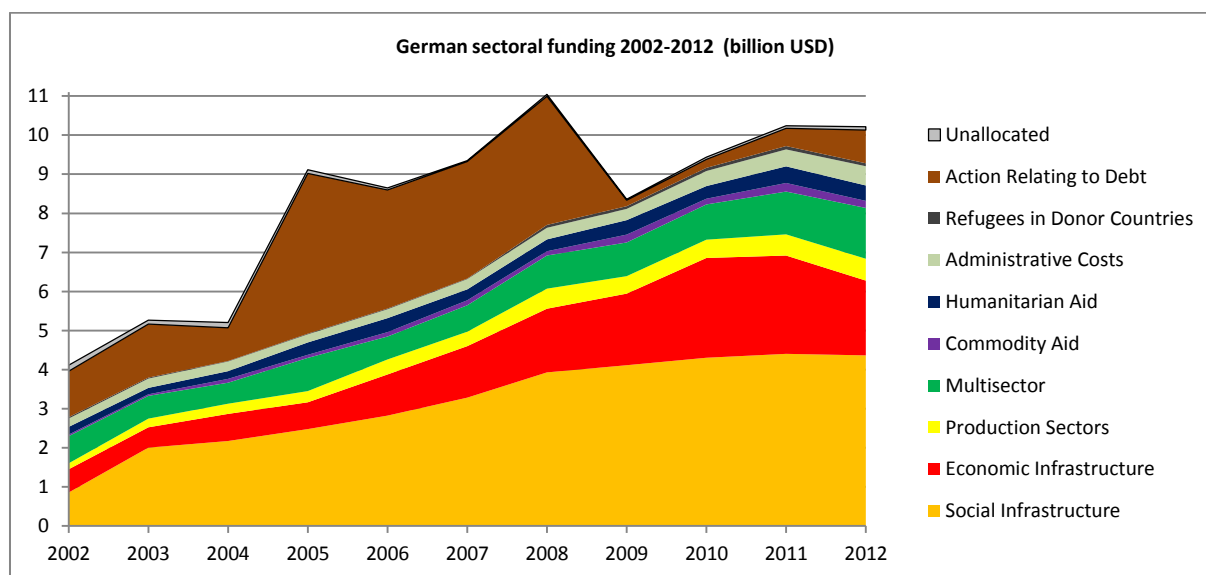


Figure 2-6: Assignment of Sectoral German ODA

The five major recipients of German ODA in 2012 have been DR Congo (4.6%), Afghanistan (4.0%), China (3.3%), India (1.3%) and Kenya (1.2%), who together received about 2 billion USD or 14.4% of the bilateral ODA of Germany. In 2011 the five major recipients have been Afghanistan (3.8%), India

²⁹ See BMZ 2014 [Mittelherkunft der bi- und multilateralen ODA 2011-2012](#), accessed October 2014, for more detailed information. Due to repayments and revenues which are accounted as negative share in the BMZ table, the positive shares of the different providers add up to more than 100%.

³⁰ Based on DAC data provided by OECD [QWIDS](#), accessed October 2014. For definitions of the different Types of Aid which are distinguished in the OECD statistics on ODA since 2010 see the list available at OECD [DAC Statistics: Classification by type of aid](#), accessed October 2014.

³¹ See also BMZ 2014 [Bilaterale Netto-ODA nach Förderbereichen 2012](#), accessed August 2014, for sector differentiation of net ODA in % of sector ODA according to BMZ statistics.

(3.5%), China (3.5%), Peru (1.5%) and Brazil (1.5%) together receiving about 1.9 billion USD or 13.9% of total German ODA. Over the period from 2002 to 2012 the major recipients of German ODA have been Iraq (6.6 bn USD), China (3.3 bn USD), Afghanistan (2.8 bn USD), Cameroon (2.3 bn USD), DR Congo (1.7 bn USD), India (1.6 bn USD), Egypt (1.4 bn USD) and Brazil (1.3 bn USD), including the two case study countries Cameroon and DR Congo. In terms of gross ODA Indonesia ranks also among the major recipients with some 2 billion USD over the period 2002-2012, but in terms of net ODA only received about 315.5 million USD.³² (See Figure 2-7)

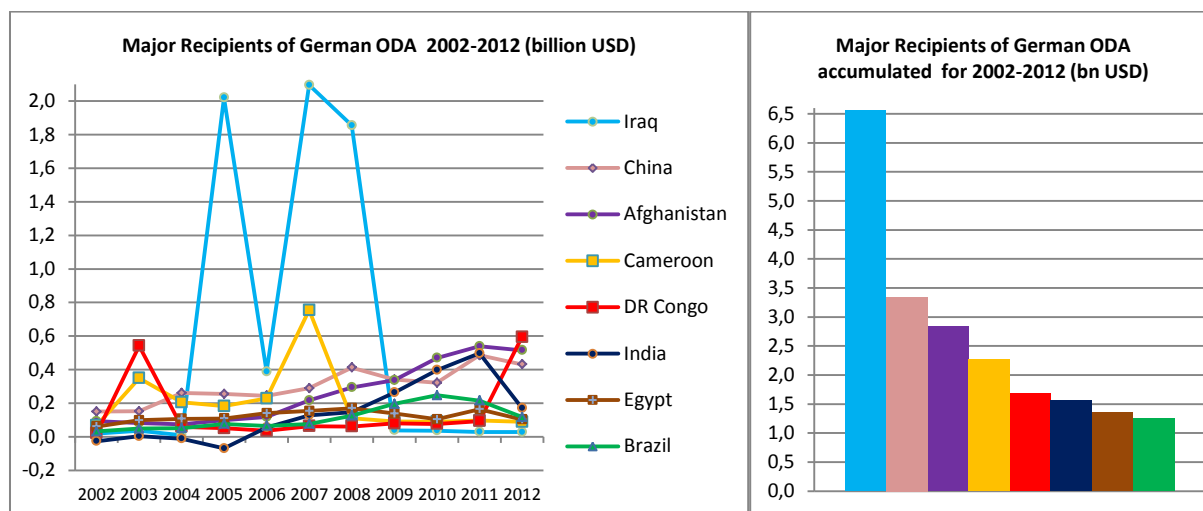


Figure 2-7: Major Recipients of German ODA

2.1.3 German forest related funding in the global context

Funding from all sectors may address or have impacts on forests in recipient countries more or less directly. However, programmes and projects in development cooperation which primarily address forests are predominantly related to the production sector Forestry (DAC code 312)³³ and the cross-cutting sector General Environmental Protection (DAC code 410). In contrast to the Forestry sector, the sector General Environmental Protection (abbreviated 'Environment Sector' in this report), is a multi- or cross-cutting sector which includes support for projects which straddle several sectors, covering activities concerned with conservation, protection or amelioration of the physical environment without sector allocation. Funding in this sector is highly relevant with regard to forests in the case study countries but also includes funding for purposes not related to forests. For an assessment of the share of forest related funding in the Environment Sector for the case study countries see below.

Over the period 2002-2012 Japan has been the most important donor of ODA for the Forestry Sector, providing almost 2 billion USD or 29.8% of All Donors, while Germany provided some 602 million USD or 9.3% of All Donors ODA for the Forestry Sector. Together the three major donors Japan, Norway and Germany accounted for about 52.8% of Forestry Sector ODA over this period. (See Figure 2-8)

³² See also BMZ 2014 [Bilaterale ODA-Rangliste 2012](#), accessed April 2014.

³³ A subsector of the production sector 'Agriculture, Forestry, Fishing' (DAC code 310).

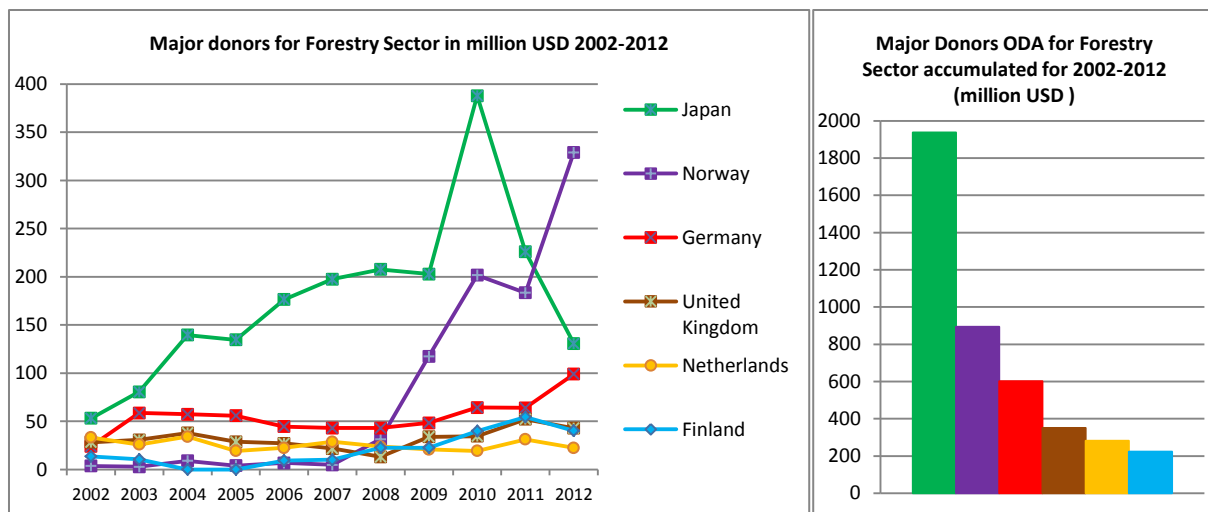


Figure 2-8: Major donors for the Forestry Sector

Japan was also the most important donor with regard to the Environment Sector spending some 4.6 billion USD equal to about 14.4% of All Donors ODA for the Environment Sector over the period 2002-2012. The three major donors Japan, France and the United States together accounted for 40.2% of all Environment Sector ODA while Germany ranked fourth with regard to accumulated ODA for this period providing some 2.6 billion USD or 8.1% of total Environment Sector ODA. (See Figure 2-9)

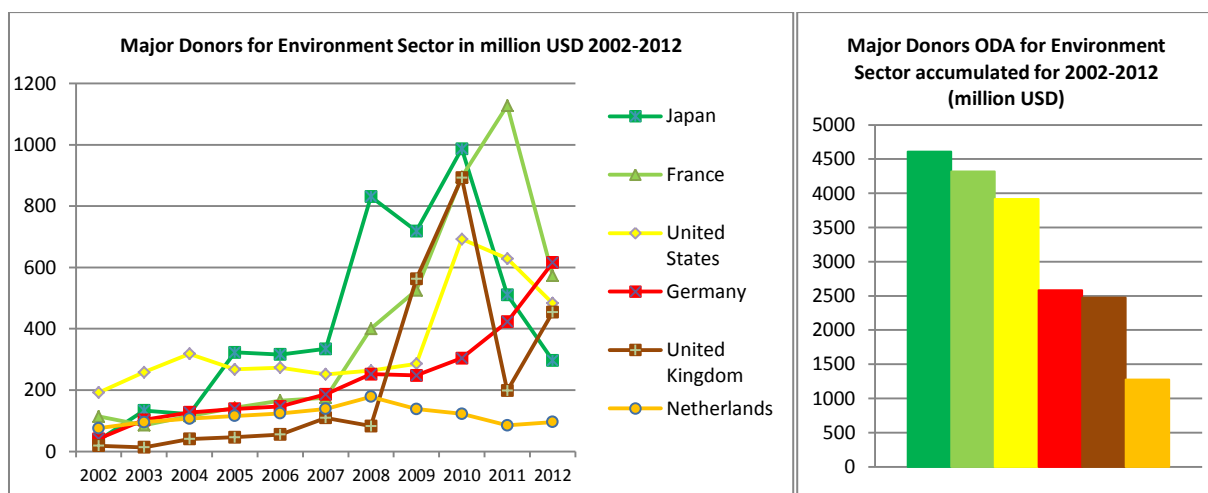


Figure 2-9: Major donors for the Environment Sector

In 2012 the Forestry sector (312) accounted for about 99 million USD or 1,0% of all German sector ODA (0,8% of total ODA), while the Environment Sector (410) amounted to some 616 million USD or 6% of the sector ODA (4,8% of total ODA). (See Figure 2-10)

Over the period from 2002 to 2012, German funding for the Environment Sector (410) has increased more or less continuously in terms of absolute figures as well as in % of all sector ODA, most pronounced in the years 2010 to 2012. In comparison to the Environment Sector, funding for the Forestry Sector (312) has on average remained on a rather constant level over this period, displaying only a moderate increasing trend since 2008. (See Figure 2-10)

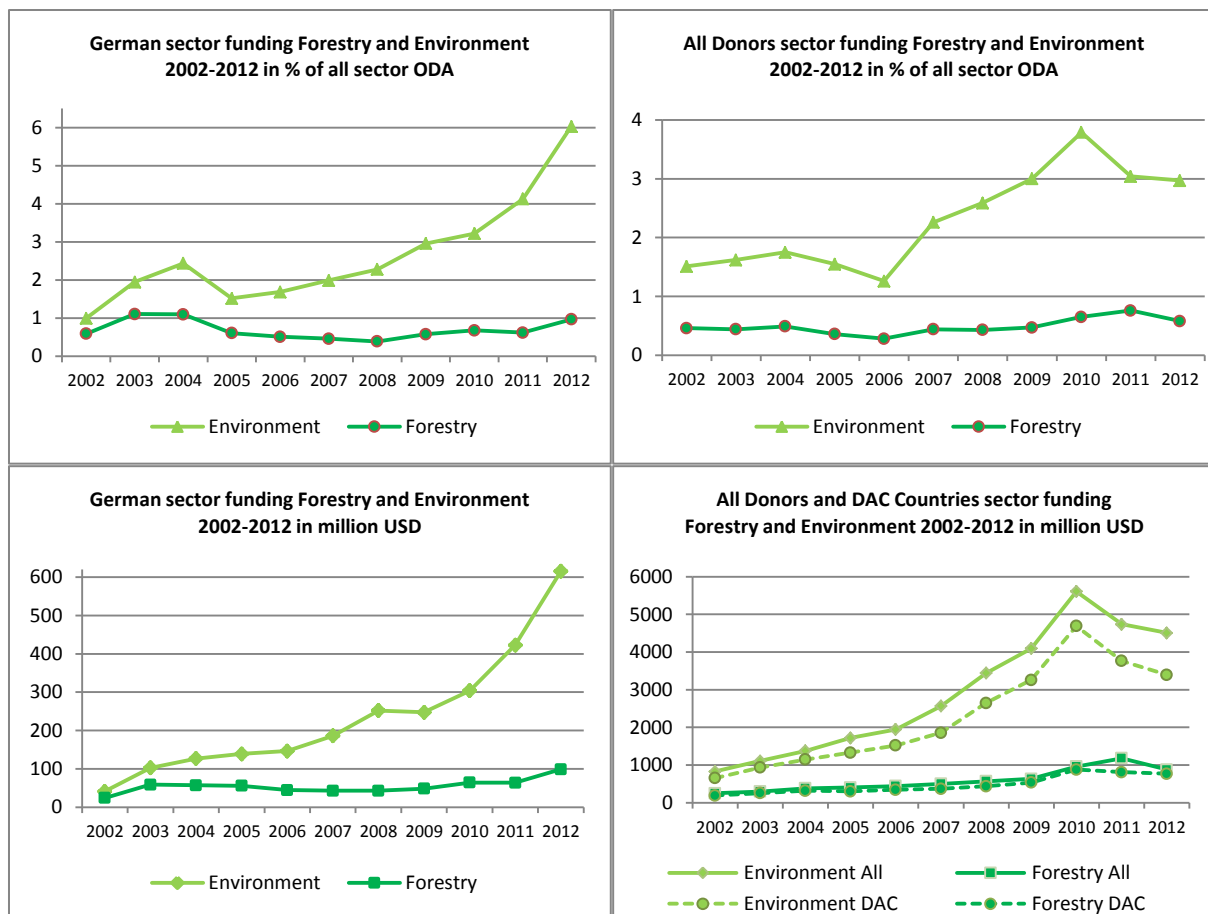


Figure 2-10: Funding for the Environment and Forestry Sectors

Both trends in German funding to some extent reflect the pattern of the funding trends of all donors for the two sectors. However, in contrast to this general pattern, which shows a marked decrease of funding for the Environment Sector for the years 2011/2012 and a moderate decrease of the Forestry Sector for the year 2012, German funding for the two sectors has increased particularly pronounced in these years. There is also a difference with regard to the relative importance of the Forestry Sector in German funding in terms of % of all sector ODA compared to the average of all donors. Over the period from 2002 to 2012, Germany on average provided considerably more for the Forestry Sector (0,69% of all sector ODA) compared to the average of all donors (0,49% of all sector ODA) over this period. With an average contribution to the Environment Sector of 2,66% of all sector ODA Germany was also above the average level of all donors which assigned 2,30% of all sector ODA to the Environment Sector. (See Figure 2-10)

2.2 German development cooperation and forest funding in the case study countries

2.2.1 Development assistance for the case study countries in the global ODA context

The three case study countries show significant differences in terms of national economic development and basic socioeconomic indicators. They range from the Democratic Republic of Congo which is listed as a Least Developed Country, classified as a failed state, and ranked on place 186 out of 187 countries according to the Human Development Index (HDI), to Indonesia which is classified as a confident middle-income country and politically stable democracy, while Cameroon shows a medium position with regard to most indicators. (See Table 2-1)

Table 2-1: Basic socioeconomic and ODA data for the case study countries³⁴

	Cameroon	DR Congo	Indonesia
Population	22,253,959 (2013)	67,513,677 (2013)	249,865,631 (2013)
Surface area	475,440 km ²	2,344,860 km ²	1,904,570 km ²
Population density km ²	46.81 (2013)	28,79 (2013)	131,19 (2013)
Population growth rate	2.53 % (2013)	2.72 % (2013)	1.21 % (2013)
Population in rural areas	46.75 (2013)	64.62 % (2013)	47.8 % (2013)
Human Development Index ranking	150 of 187 (2012) 152 of 187 (2013)	186 of 187 (2012) 186 of 187 (2013)	121 of 187 (2012) 108 of 187 (2013)
Corruption Perception Index ranking	144 of 177 (2013) (Score 25)	154 of 177 (2013) (Score 22)	114 of 177 (2013) (Score 32)
Infant mortality	94.5 (2013)	118.5 (2013)	29.3 (2013)
Life expectancy	54.59 (2012)	49.63 (2012)	70.61 (2012)
Literacy rate	71.3 % (2010)	67 % (?)	92.82 % (2011)
GNI	28,185 mn USD (2013)	26,919 mn USD (2013)	894,967 mn USD (2013)
GNI per capita	1,267 USD (2013)	399 USD (2013)	3,582 USD (2013)
GDP growth	5.51 % (2013)	8.49 % (2013)	5.79 % (2013)
GINI Index	38,9 (2007)	44,4 (2006)	34,1 (2008)
Total foreign debt	3,672 mn USD (2012)	5,651 mn USD (2012)	254,899 mn USD (2012)
Foreign debt per capita	169 USD (2012)	86 USD (2012)	1033 USD (2012)
Total net ODA	612 mn USD (2011) 596 mn USD (2012)	5,533 mn USD (2011) 2,859 mn USD (2012)	419 mn USD (2011) 68 mn USD (2012)
Total net ODA per capita	28.91 USD (2011) 27.48 USD (2012)	86.57 USD (2011) 43.52 USD (2012)	1.72 USD (2011) 0.27 USD (2012)
Total net ODA % of GDP	2.40 % (2011) 2.35 % (2012)	32.25 % (2011) 16.62 % (2012)	0.05 % (2011) 0.01 % (2012)
Total gross ODA	698 mn USD (2011) 692 mn USD (2012)	7,487 mn USD (2011) 2,877 mn USD (2012)	2,666 mn USD (2011) 2,323 mn USD (2012)
German net ODA	97 mn USD (2011) 89 mn USD (2012)	94 mn USD (2011) 594 mn USD (2012)	75 mn USD (2011) 33 mn USD (2012)
German gross ODA	97 mn USD (2011) 89 mn USD (2012)	94 mn USD (2011) 594 mn USD (2012)	214 mn USD (2011) 126 mn USD (2012)

The three case study countries Cameroon, DR Congo, and Indonesia differ considerably with regard to the amount and importance of the total development assistance they receive. DR Congo received

³⁴ Compiled and calculated from OECD statistics, The World Bank, Transparency International, and data from the BMZ website [Countries](#), accessed September 2014.

by far the highest amount of ODA with a total of 2.9 billion USD in 2012 and an overall net ODA of about 29.9 billion USD over the period of 2002 to 2012. Within the same period, Indonesia received some 12.1 billion USD and Cameroon about 9.3 billion USD of net ODA. On average over this period, multilateral ODA accounted for about 33.7% of total ODA in Indonesia and 32.5% in DR Congo, while the respective figure for Cameroon was 27.4%. Due to repayments of loans, total bilateral net ODA from all donors for Indonesia was calculated negative for the years 2004 and 2012 and the overall positive balance is only due to ODA from multilateral agencies.³⁵ (See Figure 2-11)

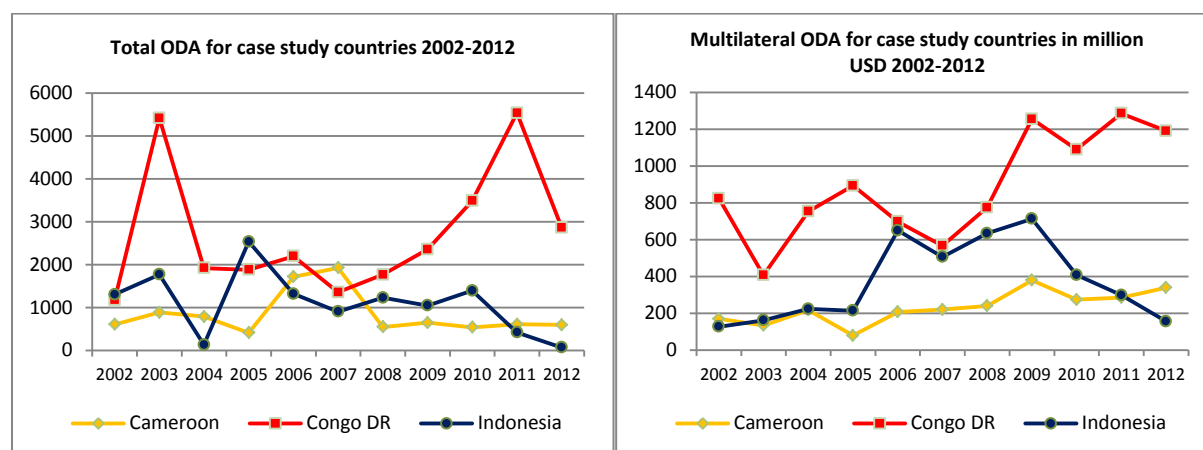


Figure 2-11: Total and multilateral ODA for the CSC in million USD

With regard to the importance of ODA funds for the different national economies and populations, differences between the case study countries are even more pronounced. In DR Congo total ODA of All Donors accounted for about 16.6% of the Gross Domestic Product (GDP) of the country in 2012 and even 32.3% in 2011. On average over the period from 2004 to 2012, ODA provided 22.9% of the GDP of DR Congo, while ODA accounted for about 4.3% of the GDP of Cameroon and only 0.2% for Indonesia for the same period. In terms of ODA per capita differences are particularly significant between the two African countries and Indonesia. While Cameroon received some 44.9 USD and DR Congo 43.3 USD per capita and year on average over the period from 2004 to 2012, the respective figure for Indonesia was only 4.3 USD per capita and year provided by ODA. (See Figure 2-12)

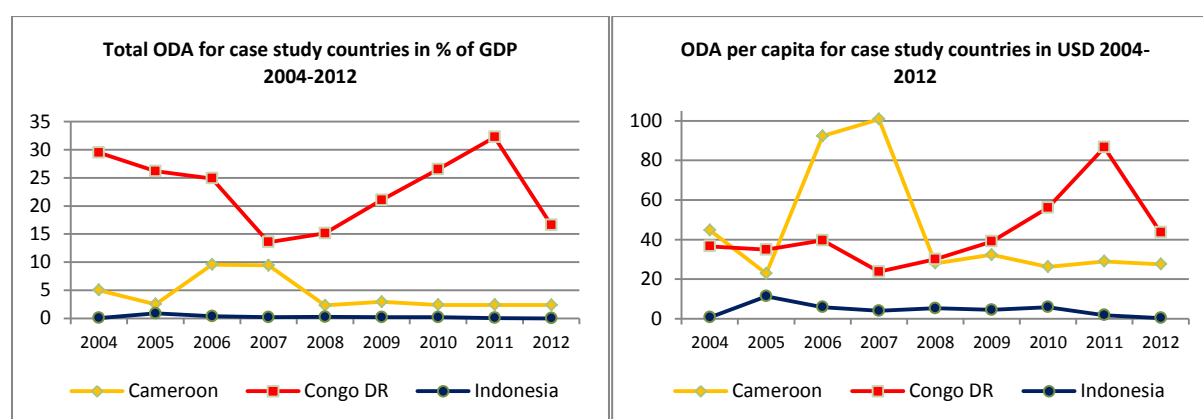


Figure 2-12: Importance of ODA funds for the national economies of the CSC

³⁵ Gross ODA is the amount that a donor actually spends in a given year. This figure becomes net once repayments of the principal on loans made in prior years (but not interest) are taken into account, as well as offsetting entries for forgiven debt and any recoveries made on grants. In some cases, repayments exceed gross amounts, which is why net figures sometimes appear as negative values. (See OECD 2014 [DAC Glossary](#), accessed August 2014, for definitions.)

For the two African countries, over the period 2002-2012, debt reliefs constitute an important part of ODA with regard to ODA from all donors as well as the German share, even though at different times. ODA excluding debt relief displays a much more continuous pattern, on average increasing over the period. (See Figure 2-13)

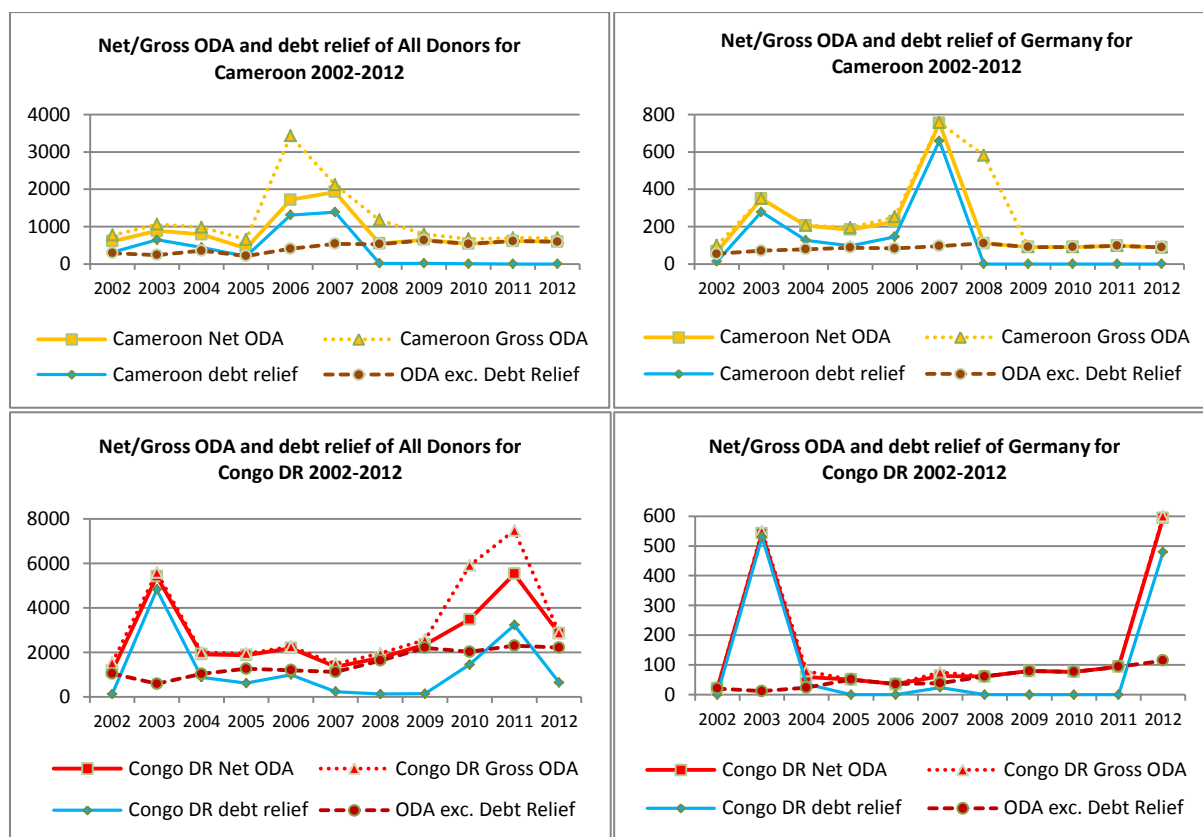


Figure 2-13: The importance of debt reliefs as part of ODA for Cameroon and DR Congo

In contrast to Cameroon and DR Congo, for Indonesia the development of ODA over the period 2002-2012 is much more heterogeneous. Debt reliefs from All Donors as well as from Germany are not important while considerable repayments lead to significant differences between Gross and Net ODA over the whole period, and even negative balances with regard to German ODA for the years 2003, 2004, 2009 and 2010. (See Figure 2-14)

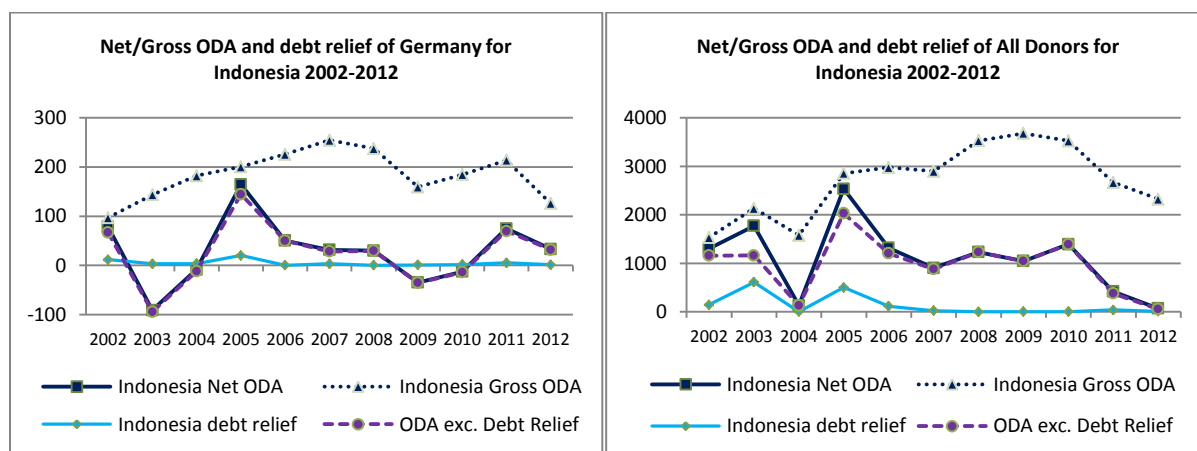


Figure 2-14: The importance of debt reliefs as part of ODA for Indonesia

Aggregated over the period 2002-2012, DR Congo received about 9.7 billion USD of ODA from multilateral agencies, while Indonesia received 4.1 billion and Cameroon 2.5 billion USD multilateral ODA over this period. In terms of % of total ODA, multilateral ODA is highest for Indonesia with an average of 33.8% over the period while the respective figures for DR Congo are 32.5% and for Cameroon 27.4%. (See Figure 2-15)

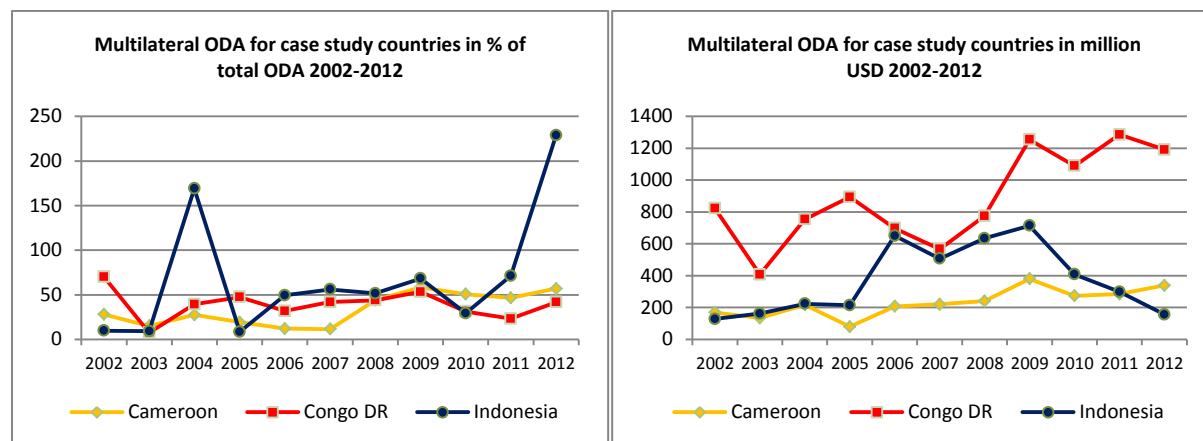


Figure 2-15: ODA for the CSC from multilateral agencies

For all three countries, Germany is among the major donors of bilateral ODA. In terms of highest amounts of bilateral ODA from different donor countries in 2012 Germany ranks first regarding Cameroon and DR Congo and ranks on the third place with regard to bilateral ODA for Indonesia behind Australia and the US. Aggregated over the period from 2002 to 2012 Germany was the most important donor for Cameroon, while the United States ranked first regarding ODA for DR Congo, and Australia was the most important donor for Indonesia. (See Figure 2-16)

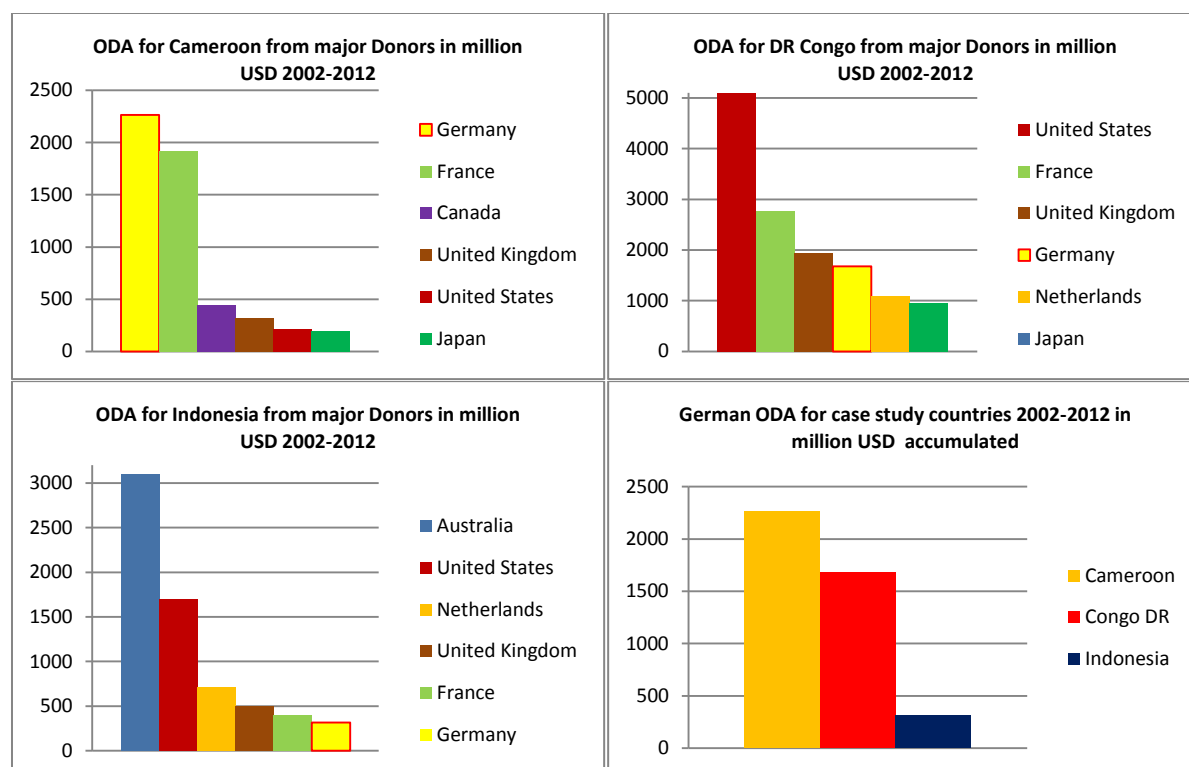


Figure 2-16: Major Donors of ODA for the CSC

From Germany the three case study countries in 2012 together received some 716 million USD of ODA equalling a share of about 5.5% of Germany's total ODA, comprising shares of 4.6% for DR Congo, 0.7% for Cameroon, and 0.3% for Indonesia. Aggregated over the period 2002-2012 total bilateral ODA from Germany to Cameroon amounted to some 2.3 billion USD, DR Congo received about 1.7 billion USD and Indonesia some 0.3 billion USD. In terms of % of total German ODA the respective figures are 1.9% for Cameroon, 1.4% for DR Congo, and 0.2% for Indonesia on average for the period from 2002 to 2012. (See Figure 2-17)

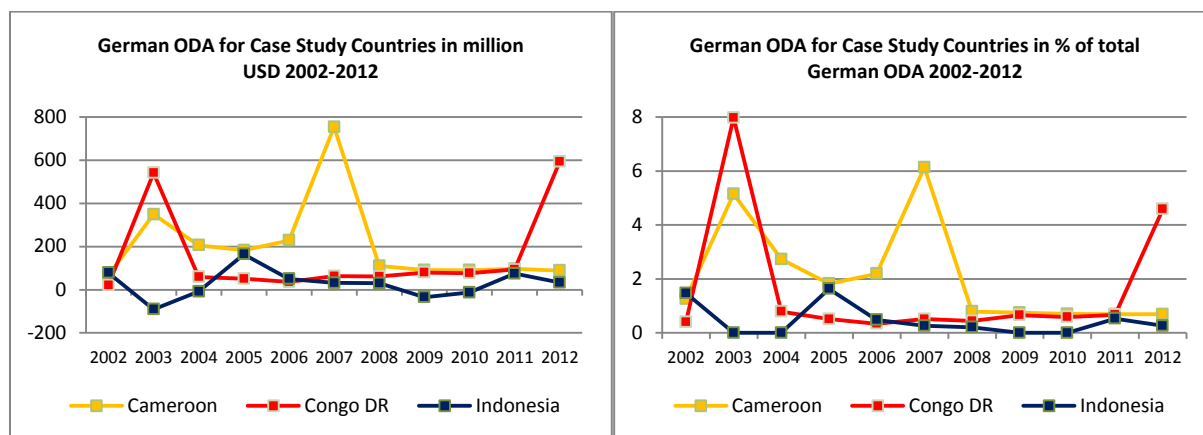


Figure 2-17: German ODA for the CSC

There are also significant differences between the three countries with regard to the share German ODA contributes to the amount of total ODA received by the case study countries. While German ODA over the period 2002-2012 on average provides about 24.4% of the total ODA which Cameroon receives from All Donors, the average share of German ODA over this period in DR Congo has only been 5.6% and 2.6% in Indonesia, despite a remarkable rise of this share for both countries in 2012. (See Figure 2-18)

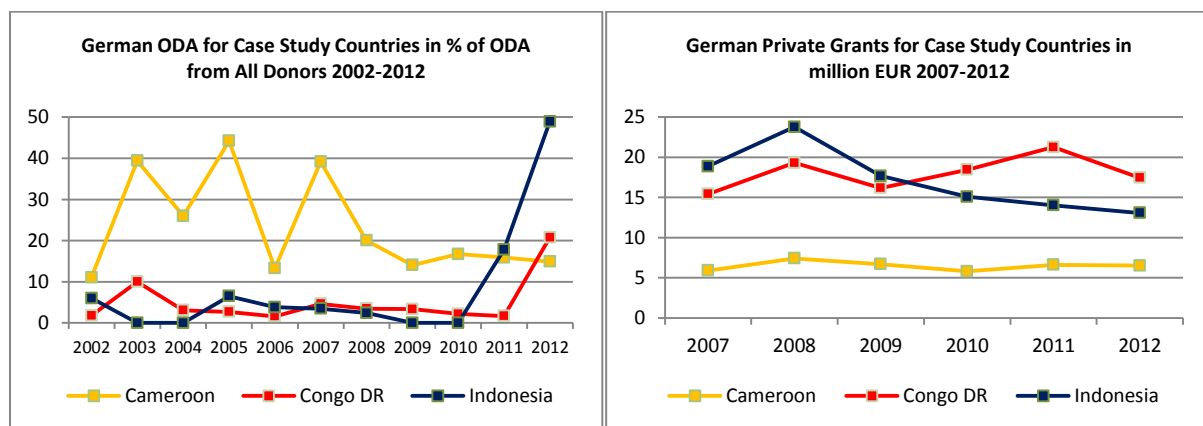


Figure 2-18: German ODA for the CSC in % of All Donors ODA, and German Private Grants

Development assistance for the three case study countries through Private Grants³⁶ over the period 2007 to 2012 amounted to some 6.4 billion EUR, equal to about 11.2% of the regular ODA for the same period. While Cameroon on average received about 6.5 million EUR private grants per year over the period 2007-2012, the reported amount of private grants was considerably higher for DR Congo with some 18 million EUR per year and Indonesia with 17 million EUR per year on average for the period 2007-2012, considerably decreasing in the case of Indonesia since 2008. (See Figure 2-18)

³⁶ Funding predominantly provided by NGOs which has been reported to the BMZ but is not included in the ODA.

German ODA for Cameroon and DR Congo aggregated over the period 2002-2012 was provided in the form of Grants to more than 98% of total ODA, while less than 2% of German ODA to each of the two countries have been Loans. With regard to All Donors, Cameroon has received about 87.1% of ODA as Grants and 12.1% as Loans. The respective figures for DR Congo for the same period are 89.8% as Grants and 10.1% Loans. For Indonesia over the same period Grants accounted for about 70% of German ODA while 28.3% were given as Loans. From All Donors Indonesia received 35.2% of total ODA over the period 2002-2012 as Grants and 64.3% as Loans. (See Figure 2-19)

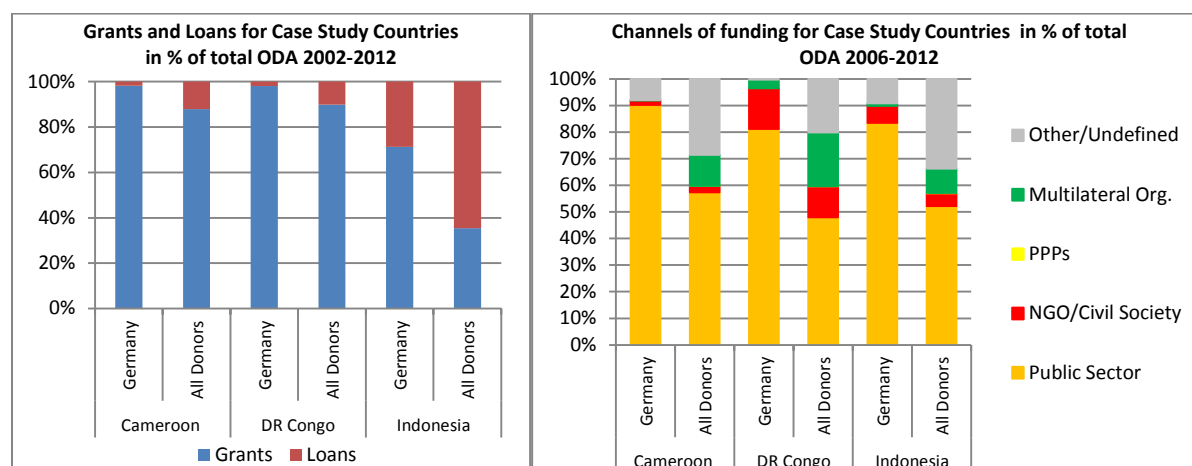


Figure 2-19: Grants and Loans and Channels of funding for the CSC

In all three case study countries, on average over the period from 2006 to 2012, German ODA to more than 80% was distributed over the Public Sector. Distribution of German ODA over NGOs and Civil Society was of some importance in DR Congo with 15.3% and in Indonesia with 6.3% while Multilateral Organisations had a share of 3.3% of German ODA in DR Congo but less than 1% in Cameroon and Indonesia. Public-Private Partnerships (PPPs) did not contribute to German ODA in the three case study countries and were also insignificant with regard to All Donors ODA, contributing less than 1% of total ODA in each country. Compared to All Donors, German ODA in the case study countries is more focused on the Public sector and shows some emphasis on Civil Society funding in DR Congo and Indonesia, while Multilateral Organizations are more important with regard to average funding of All Donors for the case study countries over the period 2006-2012. (See Figure 2-20)

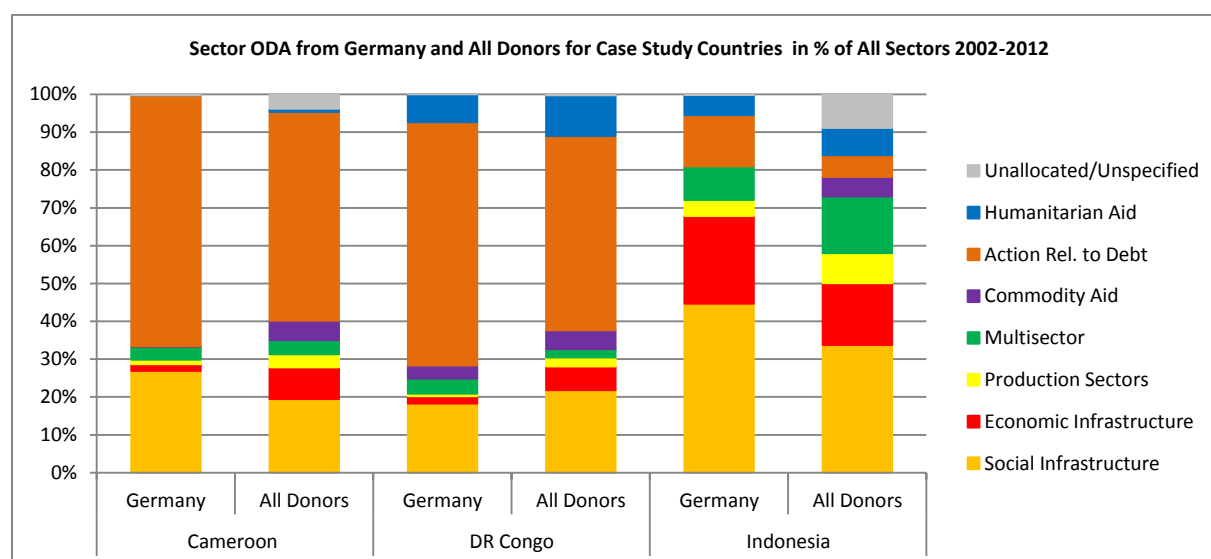


Figure 2-20: Sector ODA from Germany and All Donors for the CSC in % of All Sectors

Over the period from 2002 to 2012, Action Relating to Debt constituted about two thirds of all sector ODA from Germany for Cameroon and DR Congo and more than half of ODA from All Donors for the two countries. Debt relief was less important for Indonesia, where the sector groupings Social and Economic Infrastructure and Services as well as the Production Sectors and the Multi-sector received bigger shares of German as well as All Donors ODA.

2.2.2 Forest related German development funding in the case study countries

The three case study countries host some of the largest remaining tropical forest areas and are in the focus of global discourses and policies concerning climate change mitigation as well as biodiversity and forest protection. Forest cover in all three countries is still considerable, while deforestation rates are particularly high in the economically more developed countries Cameroon and Indonesia, where also the share of cultivated land is highest, and power consumption as well as CO₂ emission per capita is considerably higher compared to DR Congo. Forest related issues are addressed in priority areas of German development cooperation in all three case study countries. (See Table 2-2)

Table 2-2: Environmental data and priority areas of German development cooperation in the CSC³⁷

	Cameroon	DR Congo	Indonesia
Population in rural areas	46.77 % (2013)	64.62 % (2013)	47.8 % (2013)
Forested land area	41.67 % (2011)	67.86 % (2011)	51.75 % (2011)
Annual change rate of Forest Area (FAO statistics FRA 2010)	-0.94 % (1990-2000) -1.02 % (2000-2005) -1.07 % (2005-2010)	-0.20 % (1990-2000) -0.20 % (2000-2005) -0.20 % (2005-2010)	-1.75 % (1990-2000) -0.31 % (2000-2005) -0.71 % (2005-2010)
Cultivated land	20.31 % (2011)	11.37 % (2011)	30.09 % (2011)
Conservation areas	11 % (2012)	12.05 % (2012)	14.7 % (2012)
Power consumption/cap.	255.53 kWh (2011)	105.32 kWh (2011)	679.71 kWh (2011)
CO ₂ Emissions per capita	0.36 tonnes (2010)	0.05 tonnes (2010)	1.81 tonnes (2010)
Priority areas of German development cooperation	<ul style="list-style-type: none"> • Protection & sustainable use of natural resources, • Good governance and decentralisation, • Health and HIV 	<ul style="list-style-type: none"> • Biodiversity & sustainable resource management, • Strengthening of the microfinance sector, • Water sector reform 	<ul style="list-style-type: none"> • Energy & climate change, • Broad-impact and inclusive growth, • Good governance and global networks

The three case study countries Cameroon, DR Congo and Indonesia over the period from 2002 to 2012 together received about 445.5 million USD in the Forestry Sector and some 2,649.7 million USD for the Environment Sector from All Donors total. The German share for the three countries over this period was 54.9 million USD in the Forestry Sector which is equal to about 9.1% of all German Forest Sector ODA or 12.3% of All Donors ODA for the case study countries in this sector. For the Environment Sector the German share was 182.6 million USD, constituting 7.1% of total German Environment Sector ODA or 6.9% of total ODA from All Donors for the Environment Sector of the case study countries. (See Figure 2-21)

³⁷ Compiled from the BMZ website [Countries](#), accessed September 2014, and FAO statistics [FRA 2010](#).

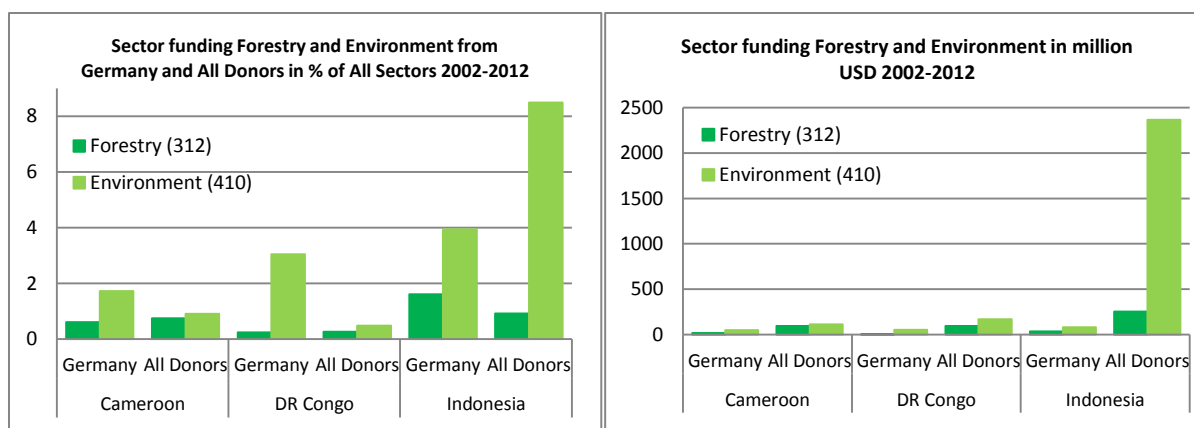


Figure 2-21: Funds for the Forestry and Environment sectors for the CSC

Accumulated over the period 2002-2012 Germany provided about 33.4 million USD for the Forestry Sector and another 81.9 million for the Environment Sector in Indonesia. The respective figures for DR Congo are 4.2 million USD for the Forestry Sector and 52.4 million for the Environment Sector, while Cameroon received from Germany 17.2 million in the Forestry Sector and some 48.3 million USD for the Environment Sector over the period 2002-2012. In terms of relative importance of German funding for the two sectors Forestry and Environment in the case study countries, German forest funding in Indonesia has received a significantly bigger share of total German sector funding compared to average forestry funding of All Donors over the period 2002-2012, while in Cameroon and DR Congo German forest funding was more or less on the average level of All Donors. With regard to the Environment Sector, German funding was significantly above average funding of All Donors in Cameroon and most pronounced in DR Congo, while German funding for the Environment Sector in Indonesia was considerably below the average level of All Donors funding for this sector in Indonesia. (See Figure 2-22)

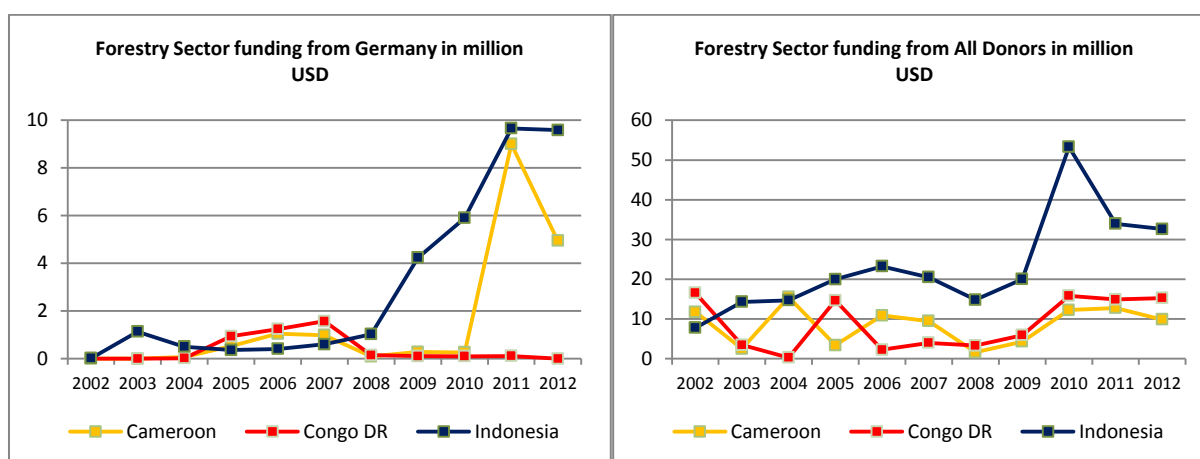


Figure 2-22: Forestry Sector funding for the CSC

In the Forestry Sector, German funding for Indonesia has significantly increased since 2009, and for Cameroon a sharp rise occurred in the years 2011 and 2012, while funding for the Forestry Sector in DR Congo was highest in the years 2005 to 2007 but on average has remained on a rather low level. The rise of German forest funding for Indonesia and Cameroon, at least to some extent, is also observable with regard to All Donors funding for the Forestry Sector, where also forest funding for DR Congo has increased in 2010. (See Figure 2-22)

With regard to the allocation of funding in the Forestry Sector to different categories of purposes specified in terms of Creditor Reporting System (CRS) Purpose Codes³⁸, most of the Forestry Sector funding for the three case study countries from Germany as well as from All Donors was provided under the categories of Forestry Policy and Administrative Management (CRS Code 31210)³⁹ and Forestry Development (CRS Code 31220)⁴⁰. German forest funding in Cameroon and DR Congo over the period 2002-2012 to more than 80% was provided under the category Forest Policy and Administrative Management, and for Indonesia the corresponding figure is 66%. ODA provided for Forestry Research (Code 31282)⁴¹ and Forestry Education (Code 31281) have a small share in German forest funding for Indonesia but are not included in funding for Cameroon and DR Congo. Other Forestry Sector categories like Forestry Services (31291) and Fuel wood (31261)⁴² have not been relevant with regard to all three case study countries. (See Figure 2-23)

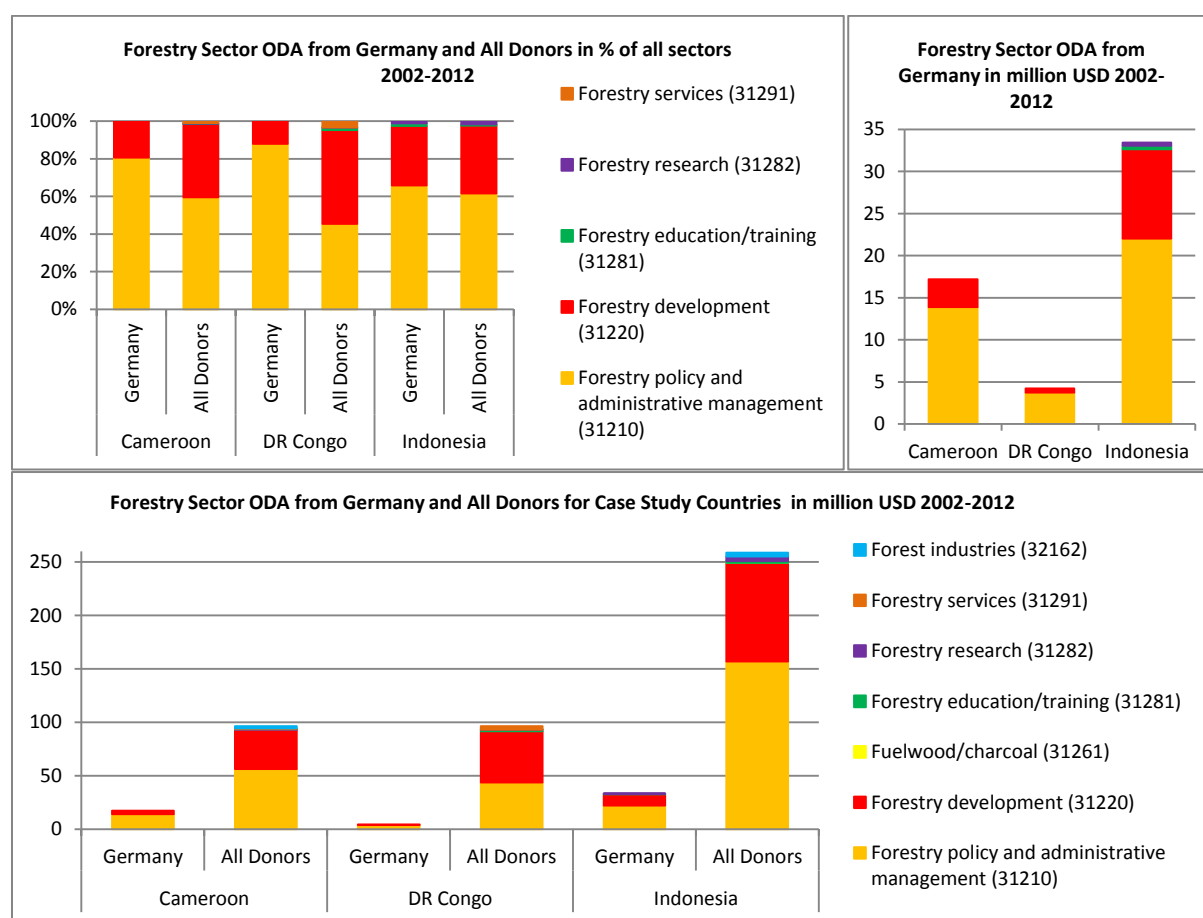


Figure 2-23: German and All Donors Forestry Sector ODA for the CSC

German Environment Sector funding for Indonesia for the period 2002-2012 amounted to some 81.9 million USD which is about 2.5 times of the funding for the Forestry Sector. On average the Environment Sector funding has rather continuously increased between 2002 and 2012, while the peak in 2006 is caused by three major contributions supporting activities in the wake of the 2004 Tsunami. The even more significant increase of Environment Sector funding of All Donors for Indonesia in the years 2008, 2009 and 2010 is predominantly caused by a United States programme

³⁸ For definitions of the codes see OECD 2014 [CRS Purpose Codes](#), accessed August 2014.

³⁹ Defined as "Forestry sector policy, planning and programmes; institution capacity building and advice; forest surveys; unspecified forestry and agro-forestry activities"

⁴⁰ Defined as "Afforestation for industrial and rural consumption; exploitation and utilisation; erosion control, desertification control; integrated forestry projects"

⁴¹ Defined as "Including artificial regeneration, genetic improvement, production methods, fertilizer, harvesting"

⁴² Defined as "Forestry development whose primary purpose is production of fuelwood and charcoal"

supporting biodiversity conservation and natural resource management in Indonesia.⁴³ Aggregated German environmental funding for Cameroon over the period 2002-2012 accounts for some 48.4 million USD or about 2.8 times of the German forestry budget for Cameroon. After rather continuously increasing from 2002 to 2010, funds dropped sharply in 2011/2012. German funding for the Environment Sector in DR Congo has increased remarkably since 2008 and altogether amounts to 52.4 million USD from 2002 to 2012 or about 12.4 times the German Forestry Sector funding for DR Congo. (See Figure 2-24)

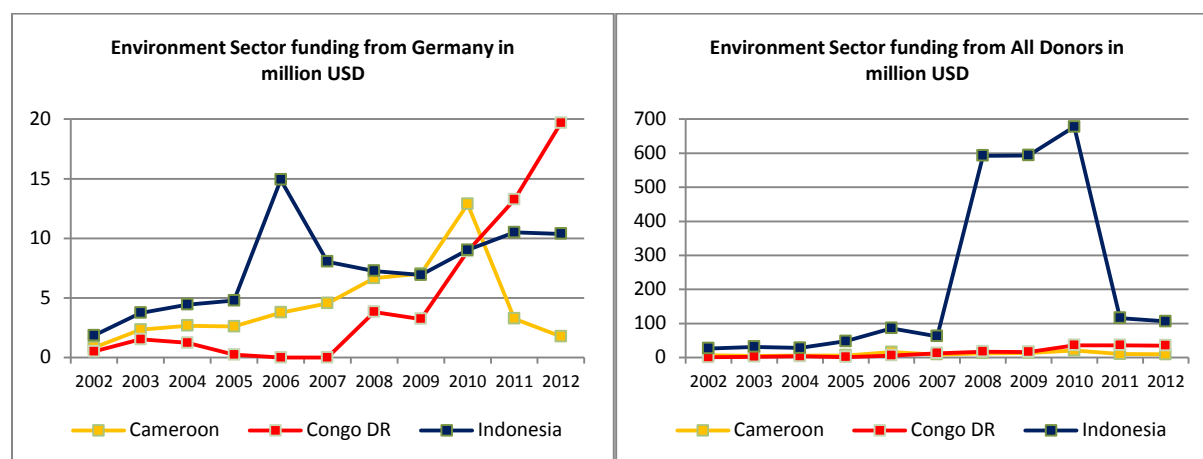


Figure 2-24: Environment Sector funding for the CSC

Regarding the allocation of Environment Sector funding according to different CRS Purpose Codes, the protection of Bio-diversity (CRS Code 41030)⁴⁴ was the most important category for German funding in Cameroon and DR Congo, accounting for 53.2% and 79.9% of total German environmental funding in the two countries over the period 2002-2012 respectively. Another 46.3% of Environment Sector funding in Cameroon and 19.8% in DR Congo was provided under the more general category Environmental Policy and Administrative Management (CRS Code 41010)⁴⁵. The latter was the most important category with regard to German environmental funding in Indonesia accounting for 38.3%, while only 8.8% of the German Environment Sector funding were allocated for Bio-diversity conservation (41030). Environmental Research (CRS Code 41082)⁴⁶ received a comparably high share with 32.9%, while 8.6% of German Environment Sector funding for Indonesia was provided for Biosphere Protection (CRS Code 41020)⁴⁷, 7.2% for Flood Prevention (41050), 4.2% for Environmental Education (41081), and 0.2% for Site Preservation (41040)⁴⁸. With the exception of small shares below 0.4% for Biosphere Protection and Environmental Education, the latter purposes of environmental funding were not relevant for Cameroon and DR Congo. In comparison to All Donors funding for the Environment Sector in the three case study countries the relatively high shares for Environmental Research (41082), Environmental Education (41081), and Biosphere Protection (41020) of German funding for Indonesia as well as the high share for Bio-diversity protection in DR Congo are remarkable. (See Figure 2-25)

⁴³ The program is labelled "Conserve biodiversity and manage natural resources in ways that maintain their long-term viability and preserve their potential to meet the needs of present and future generations".

⁴⁴ Defined as "Including natural reserves and actions in the surrounding areas; other measures to protect endangered or vulnerable species and their habitats (e.g. wetlands preservation)"

⁴⁵ Defined as "Environmental policy, laws, regulations and economic instruments; administrative institutions and practices; environmental and land use planning and decision-making procedures; seminars, meetings; miscellaneous conservation and protection measures not specified below"

⁴⁶ Defined as "Including establishment of databases, inventories/accounts of physical and natural resources; environmental profiles and impact studies if not sector specific"

⁴⁷ Defined as "Air pollution control, ozone layer preservation; marine pollution control"

⁴⁸ Defined as "Applies to unique cultural landscape; including sites/objects of historical, archaeological, aesthetic, scientific or educational value"

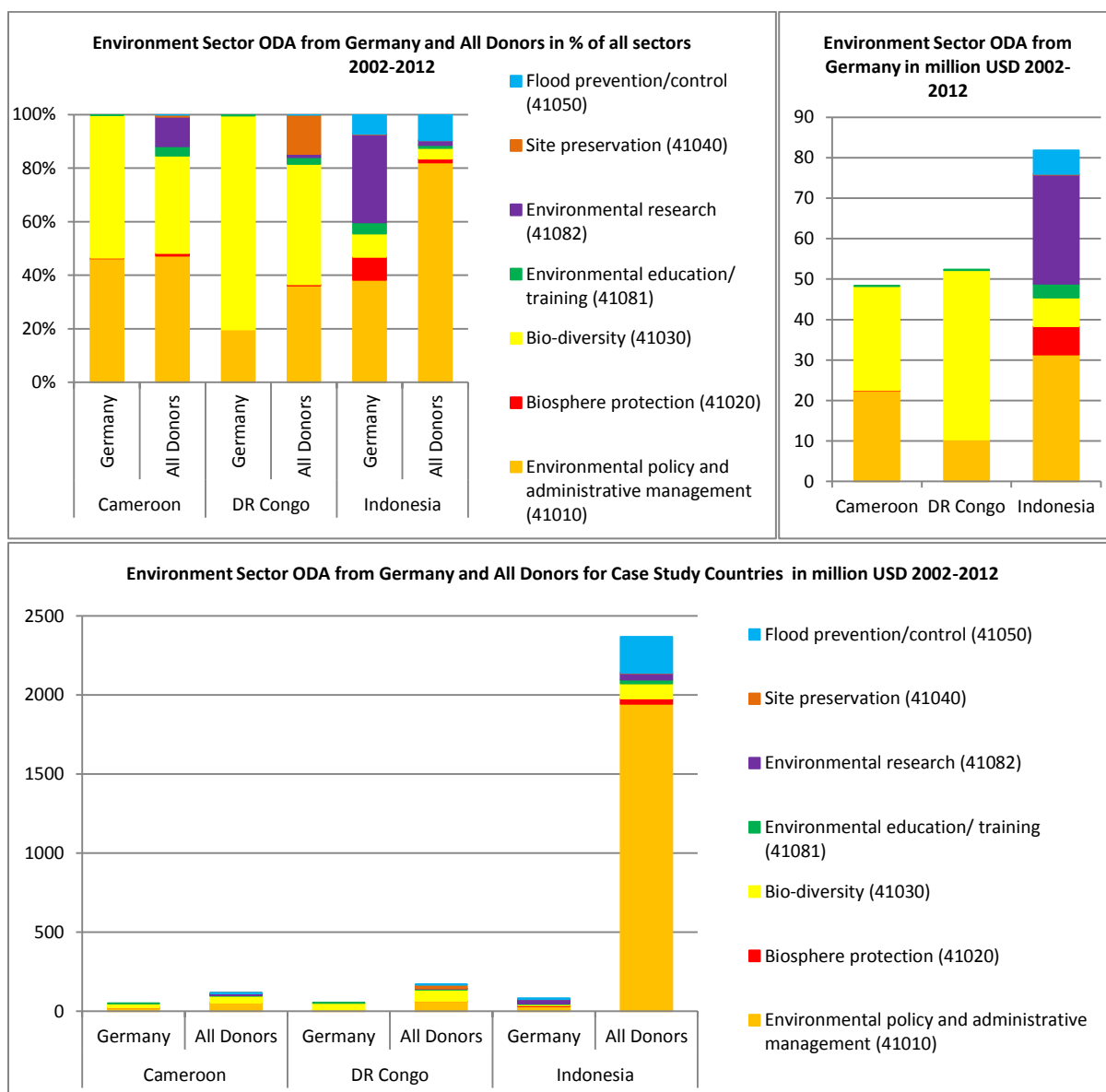


Figure 2-25: Environment Sector funding in the CSC

ODA statistics and CRS data in several respects are problematic and insufficient to describe and analyse bilateral forest funding in the context of development cooperation. Purpose Codes for the Forestry Sector (DAC Code 312) seem to predominantly reflect categories and frames of the 1970s and 1980s, and are hardly suitable to comprehensively capture the different purposes of forest funding now focusing much more on forest protection and sustainable forest use. Furthermore, to a high degree, funding targeting forests is not exclusively assigned to the Forestry Sector but also to other sectors and particularly the Environment Sector (DAC Code 410), where forest related funding is not specified at all. The suitability of Purpose Codes categories in this sector is also problematic.

To assess forest related funding for the case study countries comprehensively in face of these problems, the CRS data for the three countries have been screened in detail with regard to Sector Codes, Policy Marker, Project Titles and Project Descriptions. In this approach, in a first step, CRS data entries have been analysed and classified as 'Forest Related' if they were directly targeting forests. If they seemed to affect forests significantly but did not target forests directly, they were categorised as 'Forest Relevant', which to a high degree is a discretionary decision. Data entries classified as 'Forest Related' have been used as basis for the following analysis of forest funding in

the case study countries, while those only classified as 'Forest Relevant' have been left aside. In a second step, the CRS data entries classified as Forest Related were related to Programs and Projects of German development cooperation in the case study countries, which are generally implemented over several years and recorded in multiple CRS data entries, and have been categorized according to major purposes or objectives different from the CRS Purpose Codes (see below).

With regard to this classification, German forest related funding in the cases of Cameroon and DR Congo is almost identical with the accumulated overall funding for the Forestry and Environment Sectors for the two countries. Regarding these two countries, only very few instances of Forest Related CRS data entries are not included into either the Forestry or the Environment Sector and there were also very few CRS data entries in the Environment Sector which were not classified as Forest Related. The situation for Indonesia is significantly different insofar, as only a minor part of German funding for the Environment sector for Indonesia was directly targeting forests and therefore was classified as Forest Related, even though a major share is classified as Forest Relevant, probably affecting forests. (See Figure 2-26)

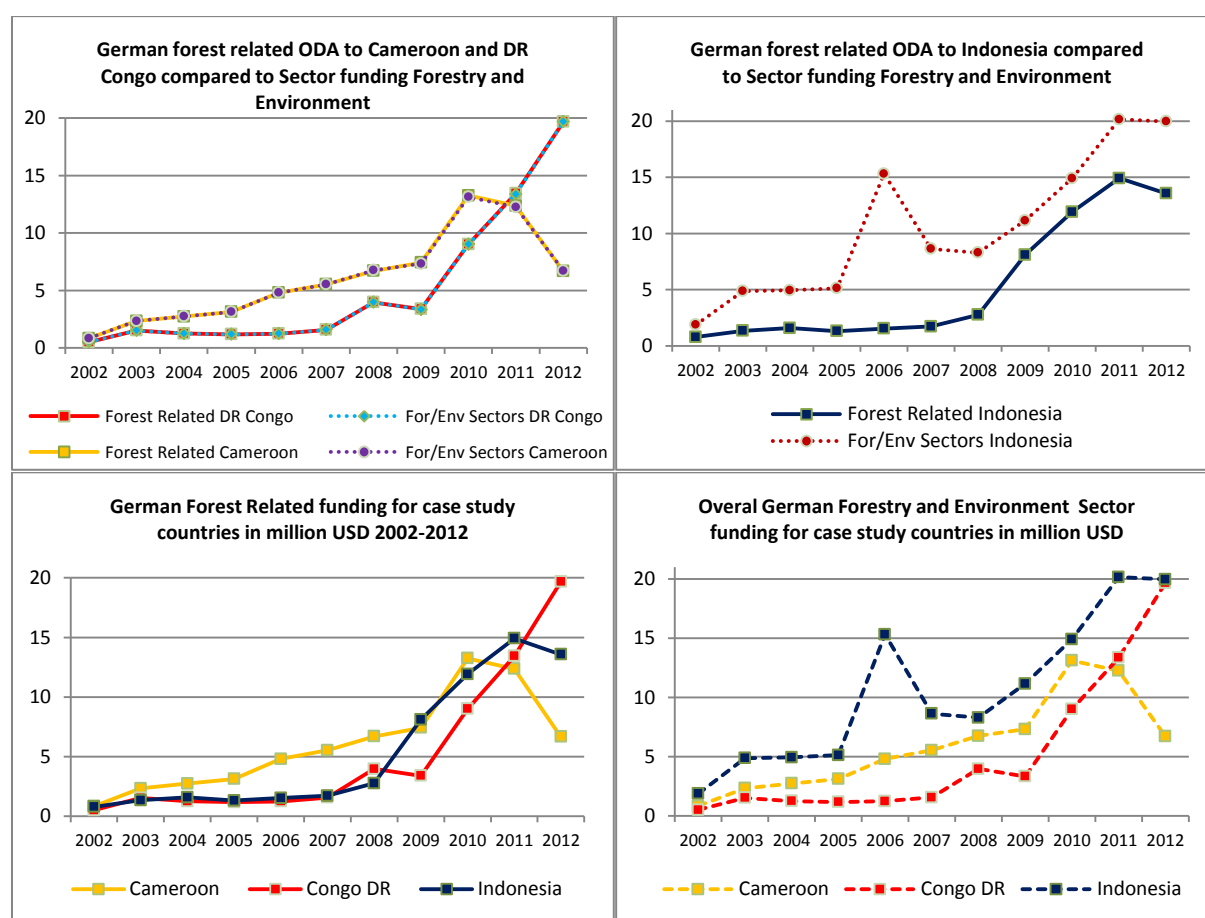


Figure 2-26: Forest and Environment Sector funding in relation to Forest Related funding

For further analysis, the CRS data entries have been categorised according to their relevance for the overall objectives or principles of German development cooperation in the forest sector, respectively forest conservation, sustainable forest management, and improvement of local livelihoods. This attempt to categorise the German data entries on aid activities for the case study countries in the Creditor Reporting System of the OECD to a considerable degree is arbitrary. The available information on aid activities in many cases are insufficient, ambiguous, or may be incorrect. Furthermore, aid activities as well as related programs and projects are frequently conceptualised to support several or all of the objectives of German development cooperation in the forest sector. The latter seems to be increasingly the case over the period observed. Given these constraints, this

categorisation can only serve to gain a very rough idea of the importance of the different objectives in terms of amount of ODA provided and with regard to funding trends.

Given the preceding reservations, different markers were assigned to all the forest related CRS data entries on German aid activities for the case study countries indicating stated purposes or objectives of the different activities. In a second step these markers were aggregated to three broad categories to indicate whether an activity was predominantly supposed to support either Biodiversity and Forest Conservation, Forest Management and Use, or Local Livelihoods and Rights, referring to the three overall objectives of German development cooperation in the forest sector.

Based on this classification of forest related German aid activities in the case study countries over the period 2002-2012, the biggest share of funding in all three countries was categorised as predominantly targeting the support of the management and use of forests. For Indonesia and DR Congo more than 80% of the forest related ODA was assigned to the category Forest Management and Use and more than 60% of German forest related ODA for Cameroon was included in this category. In Cameroon about 33% were attributed to the category Biodiversity and Forest Conservation while about 15% in DR Congo and 17% in Indonesia fell into this category indicating a predominating focus on the protection and conservation of forests and biodiversity. Less than 6% of forest related ODA in Cameroon, about 3% in Indonesia, and no activities in DR Congo were primarily directly targeting the improvement of Local Livelihoods and Rights according to the information given in the CRS data entries. (See Figure 2-27)

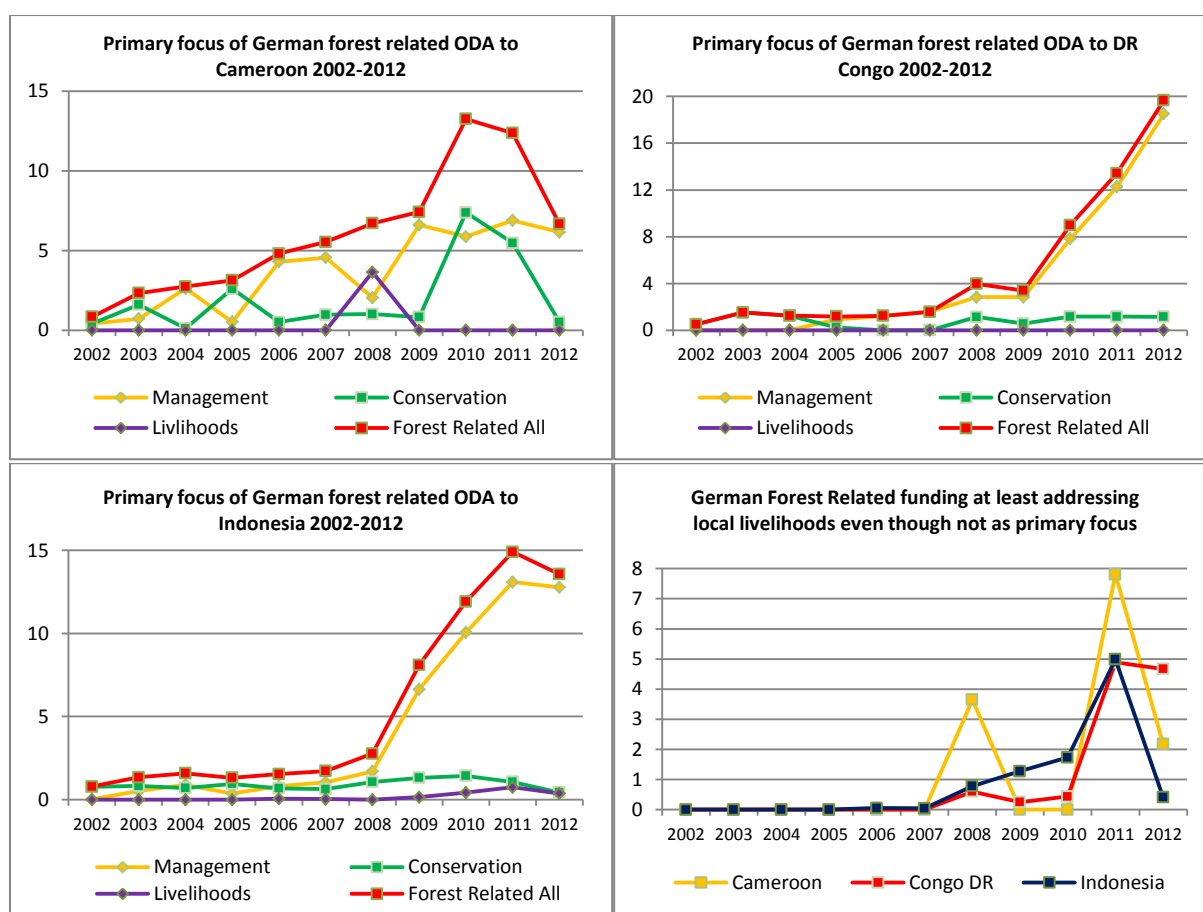


Figure 2-27: Focus of German forest related funding for the CSC (million USD)

If the CRS data are analysed with regard to whether the improvement of local livelihoods is at least addressed in the description of the activities - even though not being a primary focus - this share increases considerably. About 21% of forest related funding in Cameroon addresses local livelihoods

in one way or another, while they are a primary focus for only 6% of funding. In DR Congo no activities target the improvement of livelihoods as primary focus, but 19% of the funding at least addresses local livelihoods. In Indonesia about 16% of German forest funding refers to local livelihoods at least to some degree, while it is the primary focus for only 3% of funding. (See Table 2-3) Clear indications that aid activities are targeting local livelihoods and rights are missing in the information given in CRS data entries before 2006. This may be partly due to the fact that descriptions given in older entries generally tend to contain less information on the activities.

Table 2-3: Primary focus of forest related ODA for the CSC in % of all forest related German ODA (2002-2012)

Categories	Cameroon	DR Congo	Indonesia
Biodiversity and Forest Conservation	32.6%	15.4%	16.7%
Forest Use and Management	61.9%	84.7%	80.5%
Local Livelihoods and Rights	5.6%	0.0%	3.0%
Activities addressing livelihoods	20.7%	19.1%	15.6%

2.2.3 Programs and objectives of forest related German development cooperation in the CSC

The CRS data which have been the basis of the analysis in the preceding chapter refer to actual disbursements of donors of ODA at a certain time. However, development cooperation is predominantly conceptualised and implemented in the form of programs and projects,⁴⁹ frequently extending over considerable periods of time and implying successive disbursements as well as commitments to provide funding in the future. Unfortunately the attribution of CRS data to programs and projects of donors is not always easy and unambiguous. To support transparency claims with regard to development cooperation the [International Aid Transparency Initiative](#) (IATI) collects standardised data on the program level provided by the donors. The BMZ is supporting IATI since March 2013 and is on the way to update and complete information according to IATI standards.⁵⁰ Given the difficulties that have been encountered in the context of this study regarding the collection and comparison of data on German development cooperation it is most desirable that other actors of development cooperation like the BMUB and KfW likewise support the IATI standards and provide data comprehensively.

To further analyse German development cooperation in the case study countries, the CRS data on aid activities have been aligned with the IATI data on programs and projects which was in most cases possible without major contradictions, even though often requiring considerable investigation and deductive reasoning. Furthermore, information on forest related German development projects from websites of the BMUB, GIZ, KfW, [Deutsche Klimafinanzierung \(DKF\)](#) and the [REDD Desk](#) were likewise related to CRS data as far as possible, and were used to compile a comprehensive list of forest related German development projects in the case study countries since 2002 (see Annex 5.3 'Forest related projects of bilateral German development cooperation'). CRS data which were not related to programs or projects recorded in any of these data sources were grouped according to their purposes given in the CRS data entries. This compilation of programs and projects spans a time period from 2002 to about 2020 including already completed programs as well as those which are currently implemented, in the pipeline, or in the process of identification. The funding amounts given for the programs therefore frequently include disbursements as well as commitments and may represent only approximate overall budgets, while given time periods are subject to changes.

⁴⁹ The term 'program' is used to refer to superior, more complex organizational units of German development cooperation, normally composed of by different integrated operational components, while the term 'project' indicates less complex, more operational organizational units, often being part of programs, and normally realized by a mix of measures. If not specified, the term 'program' is generally used to cover 'projects' too.

⁵⁰ See BMZ 2014 [Veröffentlichung gemäß IATI-Standard](#), accessed August 2014.

Based on these data and their analysis, bilateral German funding (disbursements and commitments) for overall 89 forest related programs and projects since 2002 amounts to about 123 million EUR⁵¹ for Cameroon, 163 million EUR for the DR Congo, and some 150 million EUR for Indonesia. Apart from this direct funding for the case study countries, German ODA provided for regional programs which are relevant for the case study countries amounts to about 74 million EUR with regard to Cameroon, 81 million EUR in the case of DR Congo, and about 27 million EUR for regional programs which include Indonesia. Regarding Cameroon, about 58.2% of the direct bilateral forest related ODA was assigned to the Forestry Sector and 41.8% for the Environment Sector. The respective figures for DR Congo are 2.3% for the Forestry Sector and 97.7% for the Environment Sector, while in Indonesia 63.0% of the German forest related bilateral ODA was provided for the Forestry Sector, 36.3% for the Environment Sector, and 0.7% was attributed to other sectors. (See Table 2-4)

Table 2-4: Forest related ODA for the CSC since 2002 according to Sectors

	Cameroon	DR Congo	Indonesia	CSC all
Total (since 2002)	123.4 (23)	162.5 (24)	149.6 (42)	435.5 (89)
Forestry Sector	71.8 (9) 58.2%	3.8 (6) 2.3%	94.2 (18) 63.0%	169.8 (33) 39.0%
Environment Sector	51.6 (14) 41.8%	158.7 (18) 97.7%	54.3 (20) 36.3%	264.6 (52) 60.8%
Other Sectors	0.0%	0.0%	1.1 (4) 0.7%	1.1 (4) 0.3%
<i>Regional</i>	<i>73.6 (10)</i>	<i>80.7 (11)</i>	<i>27.0 (6)</i>	<i>181.2 (27)</i>

In million EUR, in brackets number of projects

An analysis of the programs based on groupings in periods of four years according to the information given for the start date of programs indicates a general trend of programs to become bigger in size on average since 2002, as well as a general tendency of programs in Cameroon and DR Congo to be on average bigger in size compared with Indonesian programs and projects over the whole period. (See Table 2-5)

Table 2-5: Funding and size of forest related projects aggregated for periods

	Cameroon		DR Congo		Indonesia		CSC all	
	Million EUR	Mean Size	Million EUR	Mean Size	Million EUR	Mean Size	Million EUR	Mean Size
2002-2005	28.5	2.59 (11)	14.3	2.04 (7)	4.6	0.77 (6)	47.4	1.98 (24)
2006-2009	28.2	5.64 (5)	90.6	9.06 (10)	51.8	3.05 (17)	170.6	5.33 (32)
2010-2013	66.7	9.53 (7)	57.6	8.23 (7)	93.2	4.90 (19)	217.5	6.59 (33)
<i>Total</i>	<i>123.4</i>	<i>5.37 (23)</i>	<i>162.5</i>	<i>6.77 (24)</i>	<i>149.6</i>	<i>3.56 (42)</i>	<i>435.5</i>	<i>4.89 (89)</i>

Mean Size of projects in million EUR, in brackets number of projects.

To better understand the 'nature' and implementation of forest related German development cooperation in the case study countries it is necessary to have a closer look at the diverse programs and projects realised in the different countries. For this purpose information on ongoing programs and projects provided by funding and implementing organisations⁵² have been analysed with regard to the quality of information given by the relevant organisations, the stated objectives of the programs, the target groups addressed, the instruments applied, and the approaches pursued in the

⁵¹ While CRS data which have been the basis of the ODA data analysis in the preceding chapter are given in USD, amounts in IATI databases as well as in German data sources, which are the primary data for the analysis of programs and projects in this chapter, generally refer to EUR and have not been converted into USD.

⁵² For this analysis, IATI data provided by the BMZ as well as BMUB data on ICI programs have been used as basic data sources which were complemented by information from GIZ and KfW websites. 'Ongoing' refers to programs and projects which according to these data have not been designated as 'completed' before 2013 or which were classified as in implementation, decided, or in the pipeline.

context of the programs.⁵³ Given the scantiness and incompleteness of the information used for the analysis, the reservations made with regard to the classification and analysis of the CRS data made in the preceding chapter hold true for the analysis of ongoing programs and projects too. They may be even more severe on this level, as the programs over the period observed generally seem to have become bigger and more complex. Ongoing programs and projects generally refer to multiple objectives and purposes, apply diverse instruments and measures, and involve different strategies and approaches.

Out of the 89 programs and projects recorded since 2002, 39 have been classified as ongoing bilateral German forest related programs in the case study countries with an overall budget of about 384 million EUR including disbursements and commitments. About 89 million EUR are designated for six programs in Cameroon, some 156 million EUR and 13 programs are recorded for DR Congo, and 20 programs in Indonesia account for about 139 million EUR. Bilateral forest related German funding for programs with a regional scope has not been included in the analysis because the available information for such programs is generally not specific on particular activities in the countries or shares of funds going to different countries involved in the programs. The nine regional programs which are relevant for Cameroon - most of them including DR Congo - together account for some 72 million EUR. Ten regional programs with a total budget of about 79 million EUR are open for the DR Congo, while the five ongoing regional programs relevant for Indonesia provided about 27 million EUR. (See Table 2-6)

Table 2-6: Funding and implementing organisations for ongoing forest related projects

	Cameroon	DR Congo	Indonesia	CSC all
Total (ongoing)	88.7 (6)	156.2 (13)	138.9 (20)	383.8 (39)
GIZ	19.2 (1) 21.6%	53.3 (2) 34.1%	55.5 (6) 40.0%	128.0 (9) 33.4%
KfW	27.5 (2) 31.0%	89.7 (6) 57.4%	81.6 (7) 58.7%	198.8 (15) 51.8%
NGOs	-	3.2 (4) 2.1%	1.8 (7) 1.3%	5.0 (11) 1.3%
n.d.	42.0 (3) 47.4%	10.0 (1) 6.4%	-	52.0 (4) 13.5%
<i>Via ICI</i>	<i>0.0 (0) 0.0%</i>	<i>10.7 (3) 6.8%</i>	<i>28.9 (5) 20.8%</i>	<i>39.6 (8) 10.3%</i>
<i>Regional programs</i>	<i>72.1 (9)</i>	<i>79.2 (10)</i>	<i>26.7 (5)</i>	<i>178.0 (24)</i>
GIZ	25.2 (4) 34.9%	34.7 (6) 43.8%	13.7 (3) 51.3%	73.6 (13) 41.3%
KfW	34.5 (3) 47.9%	44.5 (4) 56.2%	10.0 (1) 37.5%	89.0 (8) 44.9%
NGOs	-	-	3.0 (1) 11.2%	3.0 (1) 1.7%
n.d.	12.4 (2) 17.2%	-	-	12.4 (2) 7.0%
<i>Regional via ICI</i>	<i>1.5 (1) 2.1%</i>	<i>5.3 (2) 6.7%</i>	<i>3.0 (1) 11.2%</i>	<i>9.8 (4) 5.5%</i>

The biggest share of ongoing forest related funding in the case study countries is provided by the two German development organisations GIZ and KfW. Overall GIZ was in charge of about one third of the available funds, while more than half of the funding was channelled via the KfW. The 11 Projects implemented by NGOs together only accounted for about 1.3% and in Cameroon NGOs have not been involved as major cooperating partners in the reported ongoing programs at all. In the DR Congo four projects have been implemented by NGOs comprising about 2% of the total funds, and WWF was the cooperating partner in two KfW programs which accounted for another 5.6% of the total funding for the DR Congo. In Indonesia WWF was a cooperating partner in one KfW program.⁵⁴ Overall almost 90% of the funding was provided by the BMZ, while some 10% came from the BMUB

⁵³ For a list of ongoing programs and the coding used for the analysis see Annex 5.4.

⁵⁴ The shares of ongoing programs which were implemented by NGOs or involved NGOs as a major cooperating partner are almost identical with the shares for all recorded programs since 2002.

via its International Climate Initiative (ICI), which accounted for about 20% of the funding in Indonesia and 7% in DRC but regarding Cameroon is only supporting one regional program which includes Cameroon. (See Tables 2-6 and 2-7)

Table 2-7: NGO involvement in forest related programs

Implementation	Cameroon	DR Congo	Indonesia	CSC all
Ongoing total	88.7 (6)	156.2 (13)	138.9 (20)	383.8 (39)
GIZ+KfW	46.7 (3) 52.6%	143.0 (8) 91.5%	137.1 (13) 98.7%	326.8 (24) 85.1%
cooperation with NGO	0.0%	8.7 (2) 5.6%	0.9 (1) 0.7%	9.6 (3) 2.5%
Implemented by NGO	0.0%	3.2 (4) 2.0%	1.8 (7) 1.3%	5.0 (11) 1.3%
n.d.	42.0 (3) 47.4%	10.0 (1) 6.4%	0	52.0 (4) 13.5%
Since 2002 total	123.4 (23)	162.5 (24)	149.6 (42)	435.5 (89)
GIZ+KfW	123.4 (23) 100%	150.5 (17) 92.6%	147.1 (35) 98.3%	421.0 (75) 96.7%
cooperation with NGO	0.0%	8.8 (3) 5.4%	0.9 (1) 0.6%	9.6 (4) 2.2%
Implemented by NGO	0.0%	3.2 (4) 2.0%	1.6 (6) 1.1%	4.8 (10) 1.1%

Funding in million EUR; in brackets number of projects; % of relevant funding amounts

The information about ongoing programs provided by funding and implementing organisations has been assessed and roughly classified into three categories. A first category contains programs for which only very basic data like title, budget, start of program, sector, policy marker, etc. were available. Programs for which additional information on objectives and/or target groups was provided have been classified in a second category (2), while the third category (3) contains programs for which at least some information on applied instruments, activities, and/or results have been provided. (See Table 2-8)

Table 2-8: Quality of information provided for ongoing programs

	CSC all (provided information)								
	1 (basic data)			2 (information on objectives)			3 (instruments & results)		
GIZ	4.6 (1) 3.6%			3.8 (1) 3.0%			119.6 (7) 93.4%		
KfW	102.0 (7) 51.3%			62.7 (4) 31.5%			34.1 (4) 17.2%		
NGO	3.0 (10) 60.0%			0.0%			2.0 (1) 40%		
n.d.	52.0 (4) 100%			0.0%			0.0%		
All	161.6 (22) 42.1%			66.5 (5) 17.3%			155.7 (12) 40.6%		
	Cameroon			DR Congo			Indonesia		
	1	2	3	1	2	3	1	2	3
GIZ	0 0.0%	0 0.0%	19.2 (1) 21.6%	0 0.0%	0 0.0%	53.3 (2) 34.1%	4.6 (1) 3.3%	3.8 (1) 2.7%	47.1 (4) 33.9%
KfW	27.5 (2) 31.0%	0 0.0%	0 0.0%	41.0 (3) 26.2%	46.1 (2) 29.5%	2.6 (1) 1.7%	33.5 (2) 24.1%	16.6 (2) 12.0%	31.5 (3) 22.7%
NGO	0 0.0%	0 0.0%	0 0.0%	1.2 (3) 0.8%	0 0.0%	2.0 (1) 1.3%	1.8 (7) 1.3%	0 0.0%	0 0.0%
n.d.	42.0 (3) 47.4%	0 0.0%	0 0.0%	10.0 (1) 6.4%	0 0.0%	0 0.0%	0 0.0%	0 0.0%	0 0.0%
All	69.5 (5) 78.4%	0 0.0%	19.2 (1) 21.6%	52.2 (7) 33.4%	46.1 (2) 29.5%	57.9 (4) 37.1%	39.9 (10) 28.7%	20.4 (3) 14.7%	78.6 (7) 56.6%

First figure funding in million EUR, in brackets number of projects, second line % of relevant funding amounts

Overall, for 42% of the total amount provided for the case study countries only very basic data (1) have been available, some more information on objectives was given for another 17% (2), and for

about 41% of the programs in terms of funding amount at least some further information on instruments or results have been provided (3). Most of the programs implemented by GIZ have been classified in the third category, accounting for some 93% of the total GIZ budget in the case study countries. For more than 50% of the KfW programs only very basic data (1) were available, while some additional information on objectives (2) was given for about 32% of the KfW funding and another 17% in terms of funding amount fell into the third category. (See Table 2-8)

The quality of information was particularly low with regard to the **programs in Cameroon**, where the third category indicating the availability of at least some information about instruments applied, activities or results accounted only for 22% in terms of funding amount while 78% was classified in the first category where only very basic data have been provided. Information on objectives, instruments, target groups and results are available for only one of the six ongoing programs recorded in the IATI data bank. This GIZ program '[Supporting the implementation of the National Forestry and Environmental Programme \(ProPSFE\)](#)' which is implemented in cooperation with the Ministry of Forests and the Ministry of Environment and Nature Protection has a budget of some 19.2 million EUR covering the period 2010-2015. The program is supposed to support the national forest administration, the development of forest and climate policies, public finances in the forest sector and the commercial development of municipal forests, as well as the management of protected areas. Another program with a budget of 22 million EUR has been reported by the BMZ as decided and in the pipeline under the title '**Support to Implementation of National Forest and Environmental Program**' with a starting date of 2012 but without specifying an implementing organisation. The title which is similar to the GIZ program may indicate that it is supposed to be a continuation of the ProPSFE program, even though no specifications about objectives and instruments are available. Two programs in Cameroon are implemented by the KfW according to the IATI data but no information on the programs is available on the KfW website. The program '**KV Forstsektorkorbfinanzierung**' with a budget of 17.5 million EUR has started in 2006 according to the available information and is notified as a basket fund for the preservation of national forest and wildlife with a short reference to sustainable agriculture supposed to enable the long term existence of the economic and ecological functions of the forest ecosystem. No information on objectives, instruments or results are available for this KfW program. Such information is also missing for the KfW program '**PV Nachhaltiges Ressourcenmanagement in Kamerun**' which started in 2009 with a budget of 10 million EUR. The only specification given in the IATI entry for the program is "Promoting sustainable resource management by preventing biodiversity in the southwest of Cameroon and in the long run improving living conditions of local population". For two more programs with the activity titles '**Program for Sustainable Management of Natural Resources - South West Region (PSMNR-SWR)**' and '**Klimaschutz - REDD**' even less information is available. Both programs are recorded with a budget of 10 million EUR each and an activity start date of 2012 but without any specifications regarding implementing organisations, objectives, instruments, activities or target groups. The abbreviation of the first of these programs, however, makes it likely that it is a GIZ program.

The general information level is slightly better for the **programs in the DR Congo**. Four of the 13 ongoing programs have been classified in category 3 including at least some information on objectives and instruments, while for seven programs only basic data (category 1) are available (see Table 2-8). The KfW is in charge of six programs in the DR Congo and provides the biggest share in terms of funding, overall amounting to some 90 million EUR. The KfW program '**Nachhaltiges Naturressourcen-Management**' ('Sustainable Natural Resource Management') was started in 2005 with a budget of 11 million EUR and the stated objective is to "improve protection of biodiversity and sustainable cultivation of tropical forest in order to improve economic situation of poor, rural population". In 2008 the program '**Nachhaltiges Naturressourcen-Management II**' was started accounting for another 15 million EUR. For both programs only very basic data have been made available. A trust fund to support the national forestry and environmental program '**Treuhandfonds**

zur Unterstützung des nationalen Wald- und Naturschutzprogramms' was decided in 2012 and fitted with a 15 million EUR budget. Information on objectives, instruments and target groups are missing for this program. The program '[Biodiversitätserhalt und nachhaltige Waldbewirtschaftung](#)' is the only KfW program in DR Congo referred to in the KfW project data bank. It was started in 2009 with a budget of 40 million EUR and the project partner is the 'Institut Congolaise de la Conservation de la Nature' (ICCN). Stated objective of the program is to establish the preconditions for the sustainable management of conservation areas in the provinces of South Kivu, Katanga and Maniema which are supported by the program, particularly by strengthening the protection and monitoring of the areas as well as improving the living conditions of local people and supporting tourism. This KfW program is conceptualised as the FC module of the GIZ program '[Conservation of Biodiversity and Sustainable Forest Management](#)' which was started in 2008 with the Ministry for the Environment and Tourism of DR Congo (MECNT) as lead executing agency and a budget of 28 million EUR. Major objectives are the protection of biodiversity and forests, the promotion of national development, and the improvement of local livelihoods by way of supporting efficient institutional framework conditions, sustainable forest management and effective conservation area management. In 2012 another 25.3 million EUR were provided for the continuing program titled '[Biodiversity Conservation and Sustainable Forest Management \(TC-Module\)](#)' which seems to have an even stronger focus on the functioning of administrative institutions on the national and provincial level according to the scanty information available from the GIZ project data bank. Under the title '**Biodiversitätserhalt und nachhaltige Waldbewirtschaftung**' ('Sustainable Ressourcemanagement') another program budget of 10 million EUR is recorded in the IATI data base as decided and in pipeline since 2012 but without any specifications about implementing organisation and objectives. Two more programs are implemented by the KfW in cooperation with the WWF, both of them funded by the International Climate Initiative (ICI) of the BMUB. The program '[Integrated Protected Area in the Ngiri Rainforest](#)' with an overall budget of 2.6 million EUR aims to conserve biodiversity and forests in the Ngiri Triangle nature reserve and to promote the function of these forests as carbon reservoirs and with regard to water regime regulation, particularly by improving the management, protection, and monitoring of the area. The second KfW program which is implemented in cooperation with WWF and titled '[Development of a Carbon Storage Map and Carbon Payment Modell Regions for the DRC Forest Belt](#)' has a budget of 6.1 million EUR. It is a REDD+ preparatory and pilot project, including the implementation of forest conservation strategies, with the stated aim to set benchmarks for a fair and sustainable system of using carbon payments to place a monetary value on forests. For a third ICI funded program accounting for 2 million EUR with the title '[Assessment and Development of a Modernised, Expanded Network of Protected Areas](#)' WWF is the lead implementing organisation in cooperation with the MECNT, ICCN, and the Wildlife Conservation Society (WCS). The project is supposed to lay the groundwork for planning, establishing and improving a network of protected areas in the Congo Basin covering 15% of the country's surface area with the objective to preserve the biodiversity of forest and freshwater ecosystems and safeguard their role as carbon sinks. Three smaller projects are also implemented by NGOs, for all of them only very basic information is available. The Frankfurt Zoological Society (FZS) is in charge of the project '**Schutz und Management der natürlichen Ressourcen und Kohlenstoffspeicher des Maiko Nationalparks**' (Support for the management and protection of the natural resources of Maiko national park) which started in 2011 with a budget of 0.5 million EUR. A project titled '**Integrated rural environment protection programme on the High Plateau of Minembwe**' which started in 2011 with a budget of 444,000 EUR is implemented by OXFAM Germany, and the German NGO Lernen-Helfen-Leben e.V. (LHL) is responsible for the project '**Reforestation and Education for Forest Management in Eastern Congo**' supposed to last from 2013 to 2017 with a committed budget of about 287,000 EUR.

Regarding the **programs in Indonesia** the information made available by the funding and implementing organisations was frequently better compared to the two African countries. For seven of the 20 ongoing forest related programs and projects in Indonesia some information on objectives, instruments, target groups or results have been provided (category 3) covering about 57% of the

total funding amount. However, for ten programs or about 29% in terms of funding amount only basic data have been available (category 1). Even with regard to the programs classified in the third category the quality of available information was highly variable between the different Indonesian programs and in most cases it was far from being satisfactory. For a comprehensive review and analysis of the ongoing programs in Indonesia see Chapter 3.2.4.

The ongoing programs in the case study countries have been further categorised according to their major objectives which have been derived from the information provided by funding and implementing organisations. Referring to the major issues and objectives of forest policies in development cooperation determined by the BMZ (see Chapter 2.1.1), three major objectives have been distinguished, particularly the conservation of forests and biodiversity ('Biodiversity Conservation' or BC), the utilisation and profitable management of forests ('Forest Use' or FU), and the improvement of local livelihoods ('Local Livelihoods' or LL). German forest policy in the context of development cooperation is conceptualised so as to integrate and simultaneously pursue all of these objectives. It is not surprising that almost all of the programs analysed address all of the three objectives in their titles or descriptions in one way or another. There are good arguments referring to mutually supportive impacts of such an approach, however, in practice the integration and implementation of these major objectives may be often challenging or even conflicting, and their relative significance is certainly varying between different programs. Given the predominantly poor information basis, it was in most cases not possible to determine the actual significance of these three major objectives for the different programs. However, to get a coarse idea of their varying significance, the available information regarding the three objectives has been classed into three broad categories. Category 1 refers to programs where the objective was not addressed at all, category 2 indicates that the objective was at least addressed in the available information for the program, and for programs classed in category 3 the objective was addressed as a major issue. (See Table 2-9)

Table 2-9: Objectives addressed in ongoing programs

	CSC all (objectives addressed)								
	1 (not addressed)			2 (objective addressed)			3 (major objective)		
BC	22.6 (3) 5.9%			221.3 (22) 57.7%			139.9 (14) 36.5%		
FU	2.0 (1) 0.5%			252.7 (24) 65.5%			129.1 (14) 33.5%		
LL	46.0 (5) 12.0%			336.8 (29) 87.8%			1.0 (5) 0.3%		
	Cameroon			DR Congo			Indonesia		
	1	2	3	1	2	3	1	2	3
BC	0 0.0%	71.2 (5) 80.3%	17.5 (1) 19.7%	0 0.0%	85.7 (6) 54.9%	70.5 (7) 45.1%	22.6 (3) 16.3%	64.4 (11) 46.4%	51.9 (6) 37.4%
FU	0 0.0%	27.5 (2) 31.0%	61.2 (4) 69.0%	2.0 (1) 1.3%	147.8(10) 94.6%	6.4 (2) 4.1%	0 0.0%	77.4 (12) 55.7%	61.5 (8) 44.3%
LL	0 0.0%	88.7 (6) 100%	0 0.0%	12.5 (3) 8.0%	143.7(10) 92.0%	0 0.0%	33.5 (2) 24.1%	104.4(13) 75.2%	1.0 (5) 0.7%

First figure funding in million EUR, in brackets number of projects, second line % of relevant funding amounts

Based on this classification, the distribution of the relative significance for the two objectives Biodiversity Conservation (BC) and Forest Use (FU) on average over all three case study countries is rather similar and different from the pattern of the objective Local Livelihoods. While BC and FU have been a major objective (BC3/FU3) in more than a third of the programs in terms of funding amount, less than one percent of all programs have addressed Local Livelihoods as a major objective (LL3). Furthermore, the improvement of Local Livelihoods (LL) is also the objective which shows the highest score in the category 1, with five programs accounting for 12% in terms of funding amount which are not addressing Local Livelihoods at all (LL1). (See Table 2-9)

With regard to the case study countries this classification does not show striking varying patterns between the different countries. Category 2 (objective addressed but no major objective) is in all three countries and for all of the three objectives the most important category in terms of funding amounts.⁵⁵ The only exception to this rule is the objective Forest Use (FU) with regard to Cameroon where the major share of funding with 69% refers to FU as major objective (FU3). At the same time the objective Biodiversity Conservation is categorised as a major objective (BC3) only in 20% of the programs in Cameroon, which is significantly less compared to DR Congo and Indonesia, where the respective shares are 45% and 37% in terms of funding. (See Table 2-9)

With regard to the different implementing organisations varying significance patterns of the different objectives are more obvious. Biodiversity Conservation (BC) has been the most frequent and important objective in KfW programs which to 62% in terms of funding have been classified in category BC3 (accounting for 88% of all programs classed BC3) and the remaining 38% in BC2. While the BC significance pattern for programs implemented by NGOs (BC2 36% / BC3 58%) is similar to that of the KfW programs (BC2 38% / BC3 62%), only 3% of the GIZ programs have been classified in BC3 indicating Biodiversity Conservation as a major objective. 17% of the GIZ programs have been classified in BC1 (99% of all funding classed BC1) while for 80% of the funding implemented by GIZ the objective Biodiversity Conservation was addressed but not as a major objective (BC2). Regarding the objective Forest Use (FU) there are no outstanding differences between GIZ and KfW, the former with shares of 66% in FU2 and 34% in FU3 and the latter with 74% FU2 and 26% FU3 respectively. While the NGO share for FU3 with 26% is on the same level like GIZ and KfW, one of the NGO programs is the only program which has been classified in FU1. (See Table 2-10)

Table 2-10: Objectives addressed differentiated according to implementing organisations

	Objectives addressed CSC all								
	1 (not addressed)			2 (objective addressed)			3 (major objective)		
BC	22.6 (3) 5.9%			221.3 (22) 57.7%			139.9 (14) 36.5%		
FU	2.0 (1) 0.5%			252.7 (24) 65.5%			129.1 (14) 33.5%		
LL	46.0 (5) 12.0%			336.8 (29) 87.8%			1.0 (5) 0.3%		
	BC			FU			LL		
	1	2	3	1	2	3	1	2	3
GIZ	22.3 (2) 17.4 %	101.9 (6) 79.6 %	3.8 (1) 3.0 %	0 0.0%	84.0 (6) 65.6 %	44.0 (3) 34.4 %	0 0.0%	128.0 (9) 100 %	0 0.0%
% all	98.7 %	46.0 %	2.7 %	0.0 %	33.2 %	34.1 %	0.0 %	38.0 %	0.0 %
KfW	0 0.0%	75.6 (6) 38.0 %	123.2 (9) 62.0 %	0 0.0%	147.0 (10) 73.9 %	51.8 (5) 26.1 %	33.5 (2) 16.9 %	165.3 (13) 83.1 %	0 0.0%
% all	0.0 %	34.2 %	88.1 %	0.0 %	58.2 %	40.1 %	72.8 %	49.1 %	0.0 %
NGO	0.3 (1) 6.0 %	1.8 (7) 36.0 %	2.9 (3) 58.0 %	2.0 (1) 40.0 %	1.7 (6) 34.0 %	1.3 (4) 26.0 %	2.5 (2) 50.0 %	1.5(4) 30.0 %	1.0 (5) 20.0 %
% all	1.3 %	0.8 %	2.1 %	100 %	0.7 %	1.0 %	5.4 %	0.4 %	100 %
n.d.	0 0.0 %	42.0 (3) 80.8 %	10.0 (1) 19.2 %	0 0.0 %	20.0 (2) 38.5 %	32.0 (2) 61.5 %	10.0 (1) 19.2 %	42.0 (3) 80.8 %	0 0.0 %
% all	0.0 %	19.0 %	7.1 %	0.0 %	7.9 %	24.8 %	21.7 %	12.5 %	0.0 %

First figure funding in million EUR, in brackets number of projects, second line % of relevant funding amounts

⁵⁵ This prevalence of program information which addresses an objective but does not emphasize this objective as a major objective (category 2), at least to some degree probably reflects the trinity of policy objectives in forest related development cooperation which almost requires reference to all objectives.

The most obvious differences between the different implementing organisations pertain to the objective Local Livelihoods (LL). Neither GIZ nor KfW programs have been classified under the category LL3 addressing the improvement of local livelihoods as a major issue. In contrast, 20% of all NGO projects in terms of funding amount (100% of all programs in this category) have been classed in LL3. However, these five NGO programs which stated the improvement of local livelihoods as a major objective together only account for about 1 million EUR of funding. While all of the GIZ programs have been classified in category LL2, 83% of the funding implemented by the KfW addresses local livelihoods as an objective but not as a major objective (LL2), and 17% in terms of KfW funding does not refer to local livelihoods at all (LL1). (See Table 2-10)

2.2.4 Instruments and approaches in forest related German development cooperation in the CSC

Over the period observed, the forest related programs and projects of German development cooperation in the case study countries not only show a tendency to increase in terms of budget size, but also with regard to their complexity, the different target groups addressed, and the diversity of activities and instruments applied. To understand and evaluate the functioning and effectiveness of these projects and programs it is necessary to analyse the interrelation and impacts of the different activities and instruments used. However, despite prevalent commitments to transparency and citizen-friendly information policies, published information for most of the programs and projects is very poor, and for many of them information on target groups, instruments and measures is missing at all.⁵⁶ In the few cases where more detailed information about instruments and activities has been provided in the context of web presentations of projects, it was generally not possible to reliably determine the relevance and importance of these instruments and activities regarding the objectives of the project or program.

For the purpose of this study, the information provided by funding and implementing organisations has been reviewed with regard to target groups addressed and instruments applied in programs and projects. Unfortunately the available data are too poor to allow a program based analysis.⁵⁷ To get at least a rough idea of the different instruments applied in forest related German development cooperation in the case study countries, the different instruments mentioned in the available information on projects and programs have been compiled and roughly categorized as to whether they have been mentioned once as an instrument supposed to be applied (category 1), mentioned in several instances (2), or whether they were emphasised as a major instrument (3). A compilation of this review, which due to missing information cannot be comprehensive, is given in Table 2-11 (see below). With regard to the case study country Indonesia, a more detailed discussion and assessment of the relevance and importance of different instruments can be found in the country specific synthesis in the report on Indonesia.

The incompleteness, vagueness, and contingency of the available information on applied instruments leave little space for systematic analysis. However, the compilation seems to indicate that most of the instruments targeting the administrative body are applied in all of the three case study countries and are frequently applied in several programs (category 2) or emphasised as major instruments (category 3). Instruments targeting economic actors and markets show a less even distribution pattern for the three case study countries, but a significance pattern comparable to the governance instruments, even though instruments categorized as to be of major significance (3) are less frequent. The latter pattern also seems to hold true with regard to the instruments which in the first instance target academic institutions and focus on data collection, analysis and modelling. Many of

⁵⁶ See also Deutsche Klimafinanzierung 2014 [Qualitative Aspekte in der Klimafinanzierung aus Deutschland](#), accessed October 2014. According to their survey of projects of German development cooperation with regard to climate change mitigation, public information about projects are available only for about half of the BMZ funded projects.

⁵⁷ For a fragmentary coding of the programs regarding target groups which has not been further analysed due to insufficient data quality see Annex 5.4 'Ongoing Programs'.

them are related to climate change mitigation and the REDD+ preparatory process. The significance level of instruments explicitly targeting civil society groups and institutions or local communities is particularly low compared to the other target areas. Most of them fall in category 1 indicating only one reference in the information reviewed. Noticeable is furthermore their weak representation in the case study countries Cameroon and DR Congo. (See Table 2-11 and Annex 4.6) However, a more detailed analysis of the programs in Indonesia indicates that these instruments play only a marginal role in Indonesia too (see country specific report on Indonesia).

Table 2-11: Instruments of forest related German development cooperation in the CSC

Target area	Instruments of forest related development cooperation	Cameroon	DR Congo	Indonesia
Administrative agencies and institutions	Developm. & implementation of national forest policies and programs (NFP)	3	3	3
	Development of strategies and instruments to implement policy objectives	2	1	3
	Zoning and land use planning on the national and regional level	1	1	2
	Planning of protected area networks and integrated conservation	2	2	2
	Development & implementation of administrative agencies and institutions	3	3	3
	Design and implementation of Forest Management Units (FMU)			3
	Implementation of forest management plans according to SFM principles	2	1	3
	Education and training of foresters and administrative staff	1	2	2
	Compilation of forest and biodiversity inventories		1	2
	Development & implementation of forest monitoring systems		1	2
	Facilities for forest surveillance, protection, patrolling, and fire-fighting	1	2	2
	Infrastructure development (machines, transportation, buildings, roads)	1	1	2
Economic actors and markets	Extraction & marketing of timber, reduced impact logging (RIL)	1	1	1
	Certification systems and FLEGT	2	2	2
	Re- and afforestation projects		1	1
	Ecosystem restoration concessions (ERC)			3
	Payments for environmental services (PES)			1
	REDD+ preparation and pilot projects	2	2	3
	Carbon storage studies and mapping	1	2	2
	Development of Reference Emission Levels (REL) and Measuring, Reporting and Verifying (MRV) systems		1	2
	Development and marketing of NTFPs	1		2
	Agricultural development and improvements		2	2
	Development & improvement of market access and infrastructure	1	2	2
	Development of tourism and ecotourism	1	2	2
	Training in handicraft, agriculture, and business			1
Civil society organisations and institutions	Awareness building and environmental education	1	2	2
	Training in sustainable forest use and management		2	2
	Support of Climate Change Adaptation	1	2	1
	Development and support of participatory institutions		1	1
	Gender mainstreaming	1		1
	Participatory village mapping (PVM)			1
	CBFM and community forests	1		1
	Legal advice, mediation, and advocacy			1
	Networking on the regional, national, and international level	1	1	1
Survey, measuring, and modelling	Aerial surveys, satellite imagery, and GIS mapping	1	2	3
	Socio-economic and ecological surveys and studies	1	2	2
	Climate change modelling	2	2	
	Support for academic and educational institutions	1	1	1

1 = instrument mentioned once, 2 = mentioned in several instances, 3 = emphasised as major instrument

The different instruments supposed to be applied in the forest related programs in the case study countries have been related to the different target areas 'government', 'economy', 'civil society', and 'science'. While this was generally possible without significant overlapping and contradiction, an

attribution of instruments to particular objectives of development cooperation in the forest sector is not possible. Any of these instruments may serve to support any of the three major policy objectives 'Biodiversity Conservation', 'Forest Utilisation', and improvement of 'Local Livelihoods'. The purpose, relevance, and impact of the different instruments depend much more on the context of the application of these instruments, and particularly on the different mindsets and strategies which guide and determine forest policies in development cooperation as well as the development and implementation of forest related programs and projects.

Since the late 1980s, academic discourses and political struggles regarding the use and protection of forests are significantly informed by three competing perspectives and conceptual framings which may be labelled 'global governance', 'economization', and 'local empowerment' mindsets. The 'global governance' mindset promotes an equitable and sustainable management of resources as well as a proper consideration of rights of forest dependent people in the context of national and international legal frameworks based on the sustainable development paradigm and good governance principles as the most promising approach to implement objectives of forest policies and to solve global forest problems. The 'economization' mindset emphasises the regulative power of free markets as well as benefits for the common welfare deriving from competitive behaviour, and promotes the deregulation of markets, privatisation, commodification and the economization of human living conditions as well as economic development for forest dependent communities as the best way to use and protect forests. While the controversy between the 'global governance' and the 'economization' mindset partly reflects long-lasting struggles and interdependencies between 'market' and 'state' as well as respective political philosophies and systems, the 'local empowerment' mindset has predominantly emerged and developed as a response to the failure of these political philosophies and their related socioeconomic systems to warrant economic development and environmental conservation.⁵⁸ In contrast to the 'global governance' mindset focusing on administrative structures and state control on the one side, and the 'economization' mindset focusing on private enterprise and competition on the other side, the 'local empowerment' mindset predominantly relies on civil society actors and local communities, emphasises the diversity and particularity of these communities as well as their interests and rights in land and local resources, and promotes communal self-determination and resource control as an alternative approach to forest protection, sustainable livelihoods, and more equitable societies.⁵⁹

Together with particular corresponding strategies, these different mindsets significantly shape and determine forest policy in development cooperation as well as its activities and impacts in partner countries. In the context of a global governance mindset it is most reasonable to strengthen administrative agencies and their competences as well as to improve their capacities to control forest actors and forest resources. In an economization mindset, in contrast, the required strategy is to establish free markets and competition with regard to forest utilization and to promote the privatisation and commodification of forest products and services. In the context of a local empowerment mindset the appropriate strategy is to increase communal self-determination and participative capacities as well as to support abilities and competences of local actors and communities to use and protect their forests sustainably. In this study we conceive of this close interrelation between particular mindsets and corresponding strategies as an 'approach' and distinguish between a 'Global Governance Approach' (GG), an 'Economization Approach' (EC), and a 'Local Empowerment Approach' (LE).⁶⁰ (See Table 2-12)

⁵⁸ For a more comprehensive review of the relation of these different approaches and their development in the context of environment and development discourses see Buergin 2013.

⁵⁹ These mindsets are not specific to forest policies, but are of broader relevance with regard to environment and development discourses and policies. They are furthermore essentially related to crucial disputes about the development and identity of modern societies.

⁶⁰ For a more comprehensive contextualisation and discussion of the three approaches see Chapter 3.4.4.

Table 2-12: Approaches in forest policies

	Global Governance Approach	Economization Approach	Local Empowerment Approach
Mindset	An effective control of forest actors and forest resources in support of 'sustainable development' warrants the implementation of the forest policy objectives	The regulative power of free markets is the best way to ensure development and efficient resource allocation which facilitates forest policy objectives	Local communities which depend on forests for their livelihoods and identity are particularly interested in the protection and sustainable use of their forests
Strategy	Strengthening administrative agencies and their capacities to control and manage forests	Supporting competition and privatisation, commodification of forests' goods and services	Increasing communal self-determination and capacities for sustainable forest use
Target areas	<i>Administrative agencies and institutions</i>	<i>Economic actors, private enterprises and markets</i>	<i>Local communities and civil society institutions</i>
Policy objectives	<i>Biodiversity and Forest Conservation</i>	<i>Forest Utilisation and Management</i>	<i>Improvement of Local Livelihoods</i>

Apparently there are certain affinities between the different approaches (including mindsets and strategies) we distinguish and different target areas or target groups of forest related development cooperation (see Table 2-12). However, there is no necessary or one-way relation between the two categories 'approach' and 'target area'. Each of the three approaches may address all target areas with their strategies and involve all target groups. To an even lesser degree such 'affinities' also exist between the three approaches and the different major objectives of forest policies. Historically, the Global Governance Approach has strong affinities with the objective Biodiversity and Forest Conservation, while the Economization Approach has closer relations to the objective Forest Utilisation and Management, and the Local Empowerment Approach is affiliated with the objective Improvement of Local Livelihoods. However, every particular approach can be and is used to support each of the three major objectives, even though outcomes and impacts may differ considerably depending on the approach followed.

For the purpose of this study, the ongoing forest related programs and projects have been assessed with regard to the significance of different approaches in these programs. Due to the poor data base this is a largely 'explorative' and sometimes may be even arbitrary attempt.⁶¹ Furthermore, given the complexity of most of the programs and the diversity of instruments they apply, it is generally not possible to attribute a single program to one particular approach. To get at least a rough idea about the relative significance of the different approaches with regard to the three case study countries and different implementing organisations, the programs have been classed into three broad categories indicating the significance of a particular approach which was assessed from the information provided by funding and implementing organisations. Category 1 (no indication) was assigned when no indication was found that the respective approach was of relevance in a program, while Category 2 (indications for approach) indicates that the approach was at least relevant or of some significance, and Category 3 (major approach) was attributed if the available information indicated that the respective approach was particularly important in this program. (See Table 2-13)

Based on this classification, the Global Governance Approach (GG) was the most important approach with regard to all case study countries as well as to each single country. Overall, 70% in terms of funding amounts have been classed in GG3 and another 23% in GG2. Regarding the share of GG3 there are no significant differences between the case study countries, but DR Congo is the only

⁶¹ For a more substantiated analysis and discussion of the significance of the different approaches in Indonesia see Chapter 3.4.

country where no programs have been classed in GG1 (no indication of Government Approach), while 11% of funding in Cameroon and 13% in Indonesia is grouped in this category. (See Table 2-13)

With regard to the Economization Approach (EC), 23% of the funding for all case study countries is categorised as EC3 and another 70% as EC2, indicating that the Economization Approach in terms of funding is less important compared to the Governance Approach, even though the share of programs where these two approaches are more or less relevant (Categories 2 + 3) is almost identical for both approaches accounting for 93% in terms of funding. Regarding differences between countries, the distribution pattern for the Economization Approach is the most inhomogeneous. Category EC3 has the highest share in Cameroon with 46% and the lowest in DR Congo with 4%, however the share of programs for which the Economization Approach was more or less relevant (EC2+EC3) is identical for both countries adding up to 89%. The respective figure for Indonesia is almost 100%, while the largest share is assigned to category 2 with 70% (EC2) and for about 30% in terms of funding amount the Economization Approach was classed as a major approach (EC3). (See Table 2-13)

Table 2-13: Approaches pursued in forest related German development programs

	CSC all (approaches)								
	1 (no indication)			2 (indications for approach)			3 (major approach)		
GG	27.5 (10) 7.2%			87.4 (10) 22.8%			268.9 (19) 70.1%		
EC	28.1 (7) 7.3%			267.2 (23) 69.6%			88.5 (9) 23.1%		
LE	381.7 (31) 99.5%			1.0 (2) 0.3%			1.1 (6) 0.3%		
	Cameroon			DR Congo			Indonesia		
	1	2	3	1	2	3	1	2	3
GG	10.0 (1) 11.3%	20.0 (2) 2.3%	58.7 (3) 66.2%	0 0.0%	42.8 (6) 27.4%	113.4 (7) 72.6%	17.5 (9) 12.6%	24.6 (2) 17.7%	96.8 (9) 69.7%
EC	10.0 (1) 11.3%	37.5 (3) 42.3%	41.2 (2) 46.4%	17.5 (3) 11.2%	132.6 (9) 84.9%	6.1 (1) 3.9%	0.6 (3) 0.4%	97.1 (11) 69.9%	41.2 (6) 29.7%
LE	88.7 (6) 100%	0 0.0%	0 0.0%	155.9(12) 99.8%	0.3 (1) 0.2%	0 0.0%	137.1(13) 98.7%	0.7 (1) 0.5%	1.1 (6) 0.8%

First figure funding in million EUR, in brackets number of projects, second line % of relevant funding amounts

Without much surprise, the Local Empowerment Approach (LE) is far less important compared to the Governance and Economization Approach and almost insignificant in terms of funding amounts accounting for less than 1% for the categories LE2 and LE3 together for all case study countries. In Cameroon no programs at all have been classed in these two categories which indicate a relevance of the Empowerment Approach. In DR Congo one program was assigned to EC2 accounting for 0.2% of funding, while in Indonesia six programs or 0.8% in terms of funding amounts were classified in LE3 signifying Local Empowerment as a major approach, and another program accounting for 0.5% of funding was classed LE2. (See Table 2-13)

A closer look at the distribution pattern of the different approaches with regard to the implementing organisations shows that all of the programs where the Local Empowerment Approach has been classified as relevant (LE2) or particularly significant (LE3) are implemented by NGOs, together accounting for 42% of their funding amount. Least important in programs implemented by NGOs is the Economization Approach with a share of 62% in EC1 (no indication) and only 18% in EC3 (major approach), while the Governance Approach accounted for 50% in EC3 indicating a particular significance of the Economization Approach in these programs. (See Table 2-14) The Governance Approach was the most important approach in GIZ programs classified as particularly significant (GG3) for over 96% of GIZ programs in terms of funding amounts. In KfW programs the GG3 category accounted for 61%, and together with programs classified in GG2 KfW programs for which the Governance Approach was relevant added up to 92% of the funding volume implemented by the

KfW. Regarding the Economization Approach, differences between KfW and GIZ programs seem not to be very significant. While 21% of the KfW funding amount has been classed in EC3 and 71% in EC2 together accounting for 92% of funding for which the Economization Approach is relevant at least to some degree, the respective figures for GIZ programs are 19% in category EC3 indicating a particular significance of the Economization Approach and the remaining programs in EC2 accounting for 81% of the funding volume, without any program where the Economization Approach was not relevant (EC1). (See Table 2-14)

Table 2-14: Approaches pursued differentiated according to implementing organisations

	Approaches pursued CSC all								
	1 (no indication)			2 (indications for approach)			3 (major approach)		
GG	27.5 (10) 7.2%			87.4 (10) 22.8%			268.9 (19) 70.1%		
EC	28.1 (7) 7.3%			267.2 (23) 69.6%			88.5 (9) 23.1%		
LE	381.7 (31) 99.5%			1.0 (2) 0.3%			1.1 (6) 0.3%		
	GG			EC			LE		
	1	2	3	1	2	3	1	2	3
GIZ	0 0.0%	4.6 (1) 3.6 %	123.4 (8) 96.4 %	0 0.0%	104.2 (7) 81.4 %	23.8 (2) 18.6 %	128.0 (9) 100 %	0 0.0%	0 0.0%
% all	0.0 %	5.3 %	45.9 %	0.0 %	39.0 %	26.9 %	33.5 %	0.0 %	0.0 %
KfW	15.7 (2) 7.9 %	62.1 (5) 31.2 %	121.0 (8) 60.9 %	15.0 (1) 7.5 %	142.0 (10) 71.4 %	41.8 (4) 21.0 %	198.8 (15) 100 %	0 0.0%	0 0.0%
% all	57.1 %	71.1 %	45.0 %	53.4 %	53.1 %	47.2 %	52.1 %	0.0 %	0.0 %
NGO	1.8 (7) 36.0 %	0.7 (2) 14.0 %	2.5 (2) 50.0 %	3.1(5) 62.0 %	1.0 (4) 20.0 %	0.9 (2) 18.0 %	2.9 (3) 58.0 %	1.0 (2) 20.0 %	1.1 (6) 22.0 %
% all	6.5 %	0.8 %	0.9 %	11.0 %	0.4 %	1.0 %	0.8 %	100 %	100 %
n.d.	10.0 (1) 19.2 %	20.0 (2) 38.5 %	22.0 (1) 42.3 %	10.0 (1) 19.2 %	20.0 (2) 38.5 %	22.0 (1) 42.3 %	52.0 (4) 100 %	0 0.0%	0 0.0%
% all	36.4 %	22.9 %	8.2 %	35.6 %	7.5 %	24.9 %	13.6 %	0.0 %	0.0 %

First figure funding in million EUR, in brackets number of projects, second line % of relevant funding amounts

2.3 Conclusions on forest related bilateral German development cooperation

2.3.1 Development and relevance of German ODA and forest funding in the global context

The German government conceives of development cooperation as one of the most important instruments to combat poverty and secure food, to establish peace, freedom, democracy and human rights, to shape globalisation in a socially equitable manner, and to preserve the environment and natural resources. In this context, German development cooperation in the forest sector is specified as a subfield of the major issue 'Conserving the Environment and Natural Resources' and is highlighted as a key tool regarding poverty reduction. Claiming that industrialized countries have for the most part succeeded in halting the destruction of their forests, economic development is conceived of as one of the main conditions for enabling countries to protect their forests.

While the BMZ website basically supports this assumption by referring to poverty, population growth, inappropriate forestry practices, and forest clearance for pasture and agriculture as main causes of forest destruction, the BMZ Strategy on Forests and Sustainable Development supposed to determine and specify policies for development cooperation in the forest sector provides a somehow different perspective on the drivers of deforestation. In this sector concept weak governmental structures, missing political determination, insufficient participation of civil society, insecure land and use rights, land use conflicts, legal and illegal logging, mining and infrastructure projects, export oriented extension of agricultural areas and plantations, market deficiencies as well as global economic relations and financial flows are identified as crucial causes of forest destruction, which indicate a more ambiguous role of economic development with regard to deforestation and forest degradation.

According to the BMZ sector concept, the primary goal of development cooperation in the forest sector is to assist governmental, civil society and private actors in partner countries - and particularly poor and indigenous people - to protect and use forests sustainably with the aim to permanently preserve the capacity of forests to maintain the global ecological balance and to contribute to poverty reduction and sustainable development. With regard to the overarching development policy objectives, projects in the forest sector furthermore have to be aligned with the basic needs of rural populations and have to make a concrete contribution to poverty reduction. This highly complex definition consists of diverse objectives which are basically conceptualised as converging and mutually supportive in the BMZ presentation of goals, strategies, and policies. However, in actual forest related projects and activities of development cooperation a concurrent and equally weighted implementation of these diverse objectives will be generally difficult and will often even involve goal conflicts and antagonisms.

The sector concept also outlines principles and safeguards to which German development cooperation in the forest sector is committed, specifically regarding the information and participation of all stakeholder groups, land and use rights of forest dependent and indigenous people, benefit sharing and the improvement of livelihoods, gender issues and the participation of women, as well as international standards regarding forest conservation and sustainable forest use. These social and ecological safeguards are conceived of as minimum requirements of German development cooperation which are supposed to be operationalized successively in the partner countries and to be systematically integrated into the bilateral planning and implementation of development programs, including predetermined breaking points.

The German contribution to overall Official Development Assistance (ODA) is considerable. On average over the period from 2002 to 2012 Germany provided about 8.7% of the total ODA of All Donors or 10.1% of the ODA share provided by the countries which constitute the Development Assistance Committee (DAC Countries). The share of multilateral ODA of All Donors on average has

been rather constant over the period 2002 - 2012 accounting for some 23.3%, while German multilateral funding on average had a share of 37.0% of total German ODA. Since 2002, Germany consistently ranked among the five DAC countries contributing the highest ODA amounts, even though still clearly below the German development policy target of 0.7% of Gross National Income (GNI) and only ranking 12th among the 27 DAC countries in terms of ODA in % of GNI in 2012. On average German ODA in percent of GNI has not increased since 2006 after a pronounced setback in the period from 1997 to 2004 and a sharp rise from 0.28% in 2004 to 0.36% of the German GNI in 2005.

The major recipients of German ODA are frequently changing from year to year. Aggregated over the period from 2002 to 2012 the major recipients have been Iraq (6.6 bn USD), China (3.3 bn USD), Afghanistan (2.8 bn USD), Cameroon (2.3 bn USD), DR Congo (1.7 bn USD), India (1.6 bn USD), Egypt (1.4 bn USD) and Brazil (1.3 bn USD), including the two case study countries Cameroon and DR Congo. In terms of gross ODA Indonesia ranks also among the major recipients with some 2 bn USD over the period 2002-2012, but in terms of net ODA the country only received about 315.5 million USD over this period.

Germany is also among the major donors regarding forest related development assistance. Funding from all sectors of development cooperation may address or have impacts on forests in recipient countries more or less directly. However, programs and projects in development cooperation which primarily address forests are predominantly related to the production sector Forestry and the cross-cutting sector General Environmental Protection (Environment Sector). While funding in the Environment Sector is highly relevant with regard to forests in the case study countries, it also includes funding for purposes not predominantly related to forests (see below). Over the period 2002-2012 Japan has been the most important donor of ODA for the Forestry Sector, providing almost 2 bn USD or 29.8% of All Donors, while Germany provided some 602 million USD or 9.3% of All Donors ODA for the Forestry Sector. Together the three major donors Japan, Norway and Germany accounted for about 52.8% of Forestry Sector ODA over this period. Japan was also the most important donor with regard to the Environment Sector spending some 4.6 bn USD equal to about 14.4% of All Donors ODA for the Environment Sector over the period 2002-2012. The three major donors Japan, France and the United States together accounted for 40.2% of all Environment Sector ODA while Germany ranked fourth with regard to accumulated ODA for the Environment Sector for this period providing some 2.6 billion USD or 8.1% of the total Environment Sector ODA.

Over the period 2002 - 2012, German funding for the Environment Sector has increased more or less continuously in terms of absolute figures as well as in % of all sector ODA, most pronounced in the years from 2010 to 2012. In comparison to the Environment Sector, funding for the Forestry Sector has on average remained on a rather constant level over this period, displaying only a moderate increasing trend since 2008. Both trends in German funding to some extent reflect the pattern of the funding trends of all donors for the two sectors. However, in contrast to this general pattern, which shows a marked decrease of funding for the Environment Sector for the years 2011/2012 and a moderate decrease of the Forestry Sector for the year 2012, German funding for the two sectors has increased particularly pronounced in these years. There is also a difference with regard to the relative importance of the Forestry Sector in German funding in terms of % of all sector ODA compared to the average of all donors. Over the period 2002 - 2012, Germany on average provided considerably more for the Forestry Sector compared to the average of all donors, while the average German contribution to the Environment Sector was only slightly above the average level of All Donors ODA for the Environment Sector.

2.3.2 German ODA and forest related programs in the case study countries

The three case study countries show significant differences in terms of national economic development and basic socioeconomic indicators, ranging from the Democratic Republic of Congo listed as a Least Developed Country to Indonesia classified as Middle-income Country, while Cameroon shows a medium position with regard to most indicators. The three case study countries also differ considerably with regard to the amount and importance of the total development assistance they received. With an overall net ODA of about 29.9 bn USD over the period 2002 - 2012 the DR Congo received by far the highest amount of ODA, while Indonesia received some 12.1 bn USD and Cameroon about 9.3 bn USD. Due to repayments of loans, total bilateral net ODA from all donors for Indonesia was calculated negative for the years 2004 and 2012 and the overall positive balance is only due to ODA from multilateral agencies. On average over this period, multilateral ODA accounted for about 33.7% of the total ODA in Indonesia, 32.5% in the DR Congo, and for 27.4% in Cameroon.

Regarding the importance of ODA for the national economies and populations of the case study countries differences were even more pronounced. On average over the period from 2004 to 2012, the total ODA of All Donors for the DR Congo accounted for about 22.9% of the GDP of the country, for 4.3% of the GDP of Cameroon, and for only 0.2% of Indonesia's GDP. In terms of ODA per capita differences are particularly significant between the two African countries and Indonesia. While Cameroon received some 44.9 USD and the DR Congo about 43.3 USD per capita and year on average over the period 2004 - 2012, the respective figure for Indonesia was only 4.3 USD.

Significant differences between the two African countries and Indonesia were also observable regarding loan repayments and debt reliefs. The latter constitute an important part of ODA for the DR Congo and Cameroon over the period 2002 - 2012, while debt reliefs have not been important for Indonesia. This holds with regard to ODA from all donors as well as regarding the German share, even though at different times. In contrast to the African countries, in Indonesia considerable repayments of loans have led to significant differences between Gross and Net ODA over the whole period, effecting even negative balances with regard to German net ODA to Indonesia for the years 2003, 2004, 2009 and 2010.

Germany is among the major donors of bilateral ODA for all case study countries. In terms of highest amounts of bilateral ODA from different donor countries in 2012 Germany ranks first regarding Cameroon and the DR Congo, and third for Indonesia. Aggregated over the period 2002-2012 Germany was the most important donor for Cameroon, while the United States ranked first regarding DR Congo, and Australia was the most important donor for Indonesia. Aggregated over the period 2002-2012 total bilateral ODA from Germany to Cameroon amounted to some 2.3 bn USD, the DR Congo received about 1.7 bn USD and Indonesia some 0.3 bn USD. In terms of % of total German ODA the respective figures are 1.9% for Cameroon, 1.4% for DR Congo, and 0.2% for Indonesia. The share of German ODA in % of All Donors ODA on average over the period 2002-2012 was about 24.4% for Cameroon, but only 5.6% for the DR Congo and 2.6% for Indonesia, even though showing a remarkable rise of this share for both countries in 2012.

In all three case study countries German ODA was predominantly distributed over the Public Sector while NGOs and Civil Society were at least of some importance in the DR Congo and in Indonesia. Public-Private Partnerships (PPPs) did not play a role with regard to German ODA in all three case study countries and were also insignificant with regard to All Donors ODA. Compared to All Donors, German ODA in the case study countries is more focused on the Public sector and shows some emphasis on Civil Society funding in DR Congo and Indonesia, while Multilateral Organizations are more important with regard to funding from All Donors.

The three case study countries host some of the largest remaining tropical forest areas. While forest cover in all three countries is still considerable, deforestation rates are particularly high in the economically more developed countries Cameroon and Indonesia, where also CO₂ emissions per capita are much higher compared to the DR Congo. In all three countries forest related issues are addressed in priority areas of German development cooperation. Over the period 2002-2012 the three case study countries from All Donors together received about 445.5 million USD in the Forestry Sector and some 2.6 bn USD for the Environment Sector. The German share for this period was 54.9 million USD in the Forestry Sector which is equal to about 9.1% of all German Forest Sector ODA, and 182.6 million USD for the Environment Sector constituting 7.1% of the total German Environment Sector ODA.

Accumulated over the period 2002-2012 Germany provided about 33.4 million USD for the Forestry Sector and another 81.9 million for the Environment Sector in Indonesia. The respective figures for the DR Congo are 4.2 million USD for the Forestry Sector and 52.4 million for the Environment Sector, while Cameroon received from Germany 17.2 million in the Forestry Sector and some 48.4 million USD for the Environment Sector. Indonesia has received a significantly bigger share of total German Forest Sector funding compared to average forestry funding of All Donors, while German funding for the Environment Sector was significantly above average funding of All Donors in Cameroon and most pronounced in DR Congo, but considerably below the average level of All Donors funding for this sector in Indonesia.

ODA statistics and CRS data are problematic and insufficient to describe and analyse bilateral forest funding in the context of development cooperation. Purpose Codes for the Forestry Sector predominantly reflect categories and frames of the 1970s and 1980s, and are hardly suitable to comprehensively capture the different purposes of forest funding now focusing much more on forest protection and sustainable forest use. Furthermore, funding targeting forests is not exclusively assigned to the Forestry Sector but also to other sectors and particularly the Environment Sector, where forest related funding is not specified at all and the suitability of Purpose Codes categories is also problematic. An analysis of the CRS data regarding the relevance of the reported funding for forests shows that forest related German funding in the cases of Cameroon and DR Congo is almost congruent with the accumulated overall funding for the Forestry and Environment Sectors for the two countries. The situation for Indonesia is significantly different, as only a minor part of German funding for the Environment Sector was targeting forests and therefore classified as Forest Related.

The biggest share of forest related German aid activities in the case study countries over the period 2002-2012 was classified as targeting the support of the administration, management and utilisation of forests, accounting for more than 80% of the forest related German ODA for Indonesia and the DR Congo and more than 60% for Cameroon. In Cameroon about 33% of the aid activities were attributed to the category Biodiversity and Forest Conservation while about 15% in DR Congo and 17% in Indonesia fell into this category. Less than 6% of forest related ODA in Cameroon, about 3% in Indonesia, and no activities in DR Congo have been classified as primarily targeting the improvement of Local Livelihoods and Rights according to the information given in the CRS data entries. However, if the data are analysed with regard to whether the improvement of local livelihoods is at least addressed in the description of the activities, this share increases considerably.

CRS data refer to actual disbursements of donors of ODA at a certain time while development cooperation is predominantly conceptualised and implemented in form of programs and projects frequently extending over periods of time and including successive disbursements and commitments. Unfortunately the attribution of CRS data to programs and projects of donors is not always easy, despite recent efforts of the BMZ to support the International Aid Transparency Initiative (IATI). It is most desirable that these initial efforts are continued and extended, and that other actors of

development cooperation like the BMUB and KfW likewise support the IATI standards and provide comparable data.

Based on an alignment and analysis of the CRS data on aid activities and the IATI data on programs and projects, supported by other information sources, a list of forest related German development programs was compiled for the period from 2002 to about 2020. Based on these data, bilateral German funding for together 89 forest related programs and projects since 2002 amounts to about 123 million EUR for Cameroon, 163 million EUR for the DR Congo, and some 150 million EUR for Indonesia. Regarding Cameroon, about 58.2% of the direct bilateral forest related ODA was assigned to the Forestry Sector and 41.8% to the Environment Sector. The respective figures for DR Congo are 2.3% for the Forestry Sector and 97.7% for the Environment Sector, while in Indonesia 63.0% of the German forest related bilateral ODA was provided for the Forestry Sector, 36.3% for the Environment Sector, and 0.7% was attributed to other sectors. The analysis indicates a general trend of programs to become bigger in size on average since 2002, as well as a tendency of programs in Cameroon and DR Congo to be on average bigger in size compared with Indonesian programs and projects.

To better understand the 'nature' and implementation of forest related German development cooperation, the data on ongoing programs provided by funding and implementing organisations has been analysed with regard to the quality of information, stated objectives, target groups, instruments applied, and approaches pursued. Given the scantiness and incompleteness of the information used for the analysis, the reservations made with regard to the analysis of the CRS data may be even more severe on this level, since the programs have become more complex and ongoing programs generally refer to multiple objectives and purposes, apply diverse instruments and measures, and involve different strategies and approaches.

Out of the 89 programs and projects recorded since 2002, 39 have been classified as ongoing bilateral German forest related programs with an overall budget of about 384 million EUR including disbursements and commitments. About 89 million EUR are designated for six programs in Cameroon, some 156 million EUR and 13 programs are recorded for the DR Congo, and 20 programs in Indonesia account for about 139 million EUR. The biggest share of ongoing forest related funding in the case study countries is provided by the two German development organisations GIZ and KfW. On average, GIZ was in charge of about one third of the available funds, while more than half of the funding was channelled via the KfW. The 11 Projects implemented by NGOs together only accounted for about 1.3% of the total funds, and in Cameroon NGOs have not been involved as cooperating partners in the reported programs at all. Overall, almost 90% of the funding was provided by the BMZ, while some 10% came from the BMUB via its International Climate Initiative (ICI).

Regarding the quality of information about ongoing programs provided by funding and implementing organisations only very basic data (Category 1) have been available for 42% of the programs in terms of funding amount. Some additional information on objectives and/or target groups (2) was given for another 17% and for about 41% in terms of funding amount at least some further information on instruments, activities or results (3) have been provided. Most of the programs implemented by GIZ have been classified in the third category, accounting for some 93% of the total GIZ budget in the case study countries. For more than 50% of the KfW programs only very basic data (1) were available, while only 17% of the KfW funding amount was classed in Category 3. The quality of information was particularly low with regard to the programs in Cameroon, where only one program or 22% in terms of funding was classed in the third category and for 78% only very basic data (1) have been available. The general information level was slightly better for the DR Congo, where 37% of the programs in terms of funding amount were classified in Category 3 including at least some information on objectives and instruments, while for 33% only basic data (1) have been available. Compared to the two African countries, the available information was often better in Indonesia, where for about 57% of the total funding some information on objectives, instruments, target groups or results have been

provided (3), while about 29% was classed in Category 1 with only basic data. However, even with regard to the programs classified in the third category, the quality of available information was highly variable between different programs, and in most cases it was far from being satisfactory.

German forest policy in the context of development cooperation is conceptualised so as to integrate and simultaneously pursue the three major objectives of biodiversity conservation, forest utilisation, and the improvement of local livelihoods. It is not surprising that almost all of the programs analysed address all of the three objectives in one way or another. Given the poor information basis, it is in most cases not possible to determine actual significances of these major objectives. To get at least a coarse idea about the significance of the different objectives, the programs have been classed into three broad categories depending on whether an objective was not addressed at all (Category 1), was addressed (2), or was addressed as a major issue (3). Based on this classification, the distribution of the relative significance for the two objectives Biodiversity Conservation (BC) and Forest Use (FU) on average over all three case study countries is rather similar and different from the distribution pattern for the objective Local Livelihoods (LL). While BC and FU have been a major objective (Category 3) in more than a third of the programs in terms of funding amount, less than one percent of all programs have addressed Local Livelihoods (LL) as a major objective. Furthermore, LL is also the objective which shows the highest score in Category 1 with 12% in terms of funding not addressing Local Livelihoods at all. With regard to differences between countries this classification does not show striking varying patterns. Category 2 (objective addressed but no major objective) is in all three countries and for all three objectives the most important category in terms of funding. However, the figures indicate that for Cameroon the objective Forest Use is more important while the objective Biodiversity Conservation is less important compared to their significance in the two other countries.

With regard to the different implementing organisations varying significance patterns for the different objectives are more obvious. Biodiversity Conservation (BC) has been the most frequent and important objective in KfW programs and is similar to the BC significance pattern for programs implemented by NGOs, while this objective was less frequently addressed as a major objective in GIZ programs. Regarding the significance pattern for the objective Forest Use (FU) there are no outstanding differences between GIZ, KfW, and NGOs. The most obvious differences pertain to the significance of the objective Local Livelihoods (LL). Neither GIZ nor KfW programs have been classified as addressing the improvement of local livelihoods as a major issue (LL3), while 20% of all NGO projects in terms of funding amount have been classed in this category, even though together only accounting for about 1 million EUR. While all of the GIZ programs have been classified in category LL2, 17% in terms of KfW funding does not refer to local livelihoods at all (LL1).

With regard to target groups addressed and instruments applied the available data are too poor to allow a program based analysis. To get at least a rough idea of the different instruments applied in forest related German development cooperation in the case study countries, the different instruments addressed in the available information have been compiled and roughly categorized as to whether they have been mentioned once (Category 1), in several instances (2), or whether they were emphasised as a major instrument (3). A compilation of this review, which due to missing information cannot be comprehensive, is given in Table 2-11.⁶² This list seems to indicate that most of the instruments targeting the administrative body are applied in all of the three case study countries and are frequently relevant for several programs (2) or emphasised as major instruments (3). Instruments targeting economic actors and markets show a less even distribution pattern for the three case study countries, but a significance pattern comparable to the governance instruments, even though instruments categorized as to be of major significance (3) are less frequent. This also seems to hold true with regard to the instruments which in the first instance target academic institutions, focusing on data collection, analysis and modelling, many of them related to climate

⁶² With regard to the case study country Indonesia, a more detailed discussion and assessment of the relevance and importance of different instruments can be found in the country specific synthesis in Chapter 3.4.2.

change mitigation and the REDD+ preparatory process. The significance level of instruments explicitly targeting civil society institutions and local communities is particularly low compared to the other target areas. Most of these instruments were only referenced once in the information reviewed and in the case study countries Cameroon and DR Congo their representation is particularly weak. However, a more detailed analysis of the programs in Indonesia indicates that these instruments in Indonesia likewise play only a marginal role (see Chapter 3.4.2).

The different instruments have been related to different target areas 'government', 'economy', 'civil society', and 'science' which has been generally possible without significant overlapping or contradictions. In contrast, an attribution of instruments to particular objectives of development cooperation in the forest sector is not possible: any of these instruments may serve to support any of the three major policy objectives 'Biodiversity Conservation', 'Forest Use', or improvement of 'Local Livelihoods'. The purpose, relevance, and impact of the different instruments depend much more on the context of the application of these instruments, and particularly the different mindsets and strategies which guide and determine forest policies in development cooperation as well as the development and implementation of forest related programs and projects.

We conceive of this close interrelation between particular mindsets and corresponding strategies as an 'approach' and distinguish between the three approaches 'Global Governance', 'Economization', and 'Local Empowerment'. In the Global Governance Approach the effective control of forest actors and forest resources by administrative agencies is supposed to be the most important requirement to warrant the implementation of forest policy objectives conceptualised in the context of the sustainable development paradigm, to be reached by strengthening administrative agencies and their capacities to control forest actors and the management of forests. The Economization Approach points to the regulative power of free markets as the best way to ensure development and efficient resource allocation which is supposed to facilitate forest policy objectives in development cooperation most effectively, to be achieved by supporting competition and privatisation as well as the commodification of forest products and services. The Local Empowerment Approach emphasises particular interests and rights of local communities which depend on forests for their livelihoods and identity to protect and sustainably use their forests, to be facilitated by increasing communal rights to lands and forests as well as their capacities for sustainable forest use and self-determination.

Apparently there are certain affinities between the different approaches we distinguish and different target areas of forest related development cooperation, even though there is no necessary relation between the two categories. Each of the three approaches may address all target areas and involve all target groups. To an even lesser degree such 'affinities' also exist between the three approaches and the different major objectives of forest policies. Historically, the Global Governance Approach has strong affinities with the objective Biodiversity and Forest Conservation, while the Economization Approach has closer relations to the objective Forest Utilisation and Management, and the Local Empowerment Approach is affiliated with the objective Improvement of Local Livelihoods. However, every particular approach can be and is used to support each of the three major objectives, even though outcomes and impacts may differ considerably depending on the approach followed.

The assessment of the ongoing forest related programs with regard to the significance of different approaches is largely 'explorative' and sometimes may be an even arbitrary attempt given the poor data base. To get at least a rough idea about the relative significance of the different approaches, the programs have been classed into three broad categories as to whether no indication was found for a particular approach (1), whether an approach was at least relevant (2), or whether the available information indicated that an approach was particularly important in a program. Based on this classification, the Global Governance Approach (GG) was the most important approach with regard to all case study countries as well as regarding each single country. Overall, 70% in terms of funding amounts have been classed in GG3 and another 23% in GG2. Regarding the share of GG3 there are

no significant differences between the case study countries, but DR Congo is the only country where no programs have been classed in GG1. With regard to the Economization Approach (EC), 23% of the funding for all case study countries is categorised as EC3 and another 70% as EC2, indicating that the Economization Approach in terms of funding is less important compared to the Governance Approach, even though the share of programs where these two approaches are more or less relevant (Categories 2 and 3 added) is almost identical for both approaches, accounting for 93% in terms of funding. Compared to the Governance and Economization Approach, the Local Empowerment Approach (LE) is far less important, accounting for less than 1% for the categories LE2 and LE3 together, and almost insignificant in terms of funding amounts. In Cameroon no programs at all have been classed in these two categories indicating a relevance of the Empowerment Approach. In the DR Congo one program was assigned to EC2 accounting for 0.2% of funding, while in Indonesia six programs or 0.8% in terms of funding amounts were classified in LE3 signifying Local Empowerment as a major approach, and another program accounting for 0.5% of funding was classed in LE2.

A look at the distribution pattern of the different approaches with regard to the implementing organisations shows that all of the programs where the Local Empowerment Approach has been classified as relevant (LE2) or particularly significant (LE3) are implemented by NGOs, together accounting for 42% of their funding amount but only 0.3% of the total funding amount. Overall, NGOs are responsible for the implementation of 11 ongoing projects accounting for about 5 million EUR or 1.3% of all forest related bilateral German funding in the case study countries, while NGOs are major cooperating partners in three more programs adding up to another 9.6 million EUR. The least important approach in programs implemented by NGOs is the Economization Approach with a share of 62% in EC1 (no indication) and only 18% in EC3 (major approach). The Governance Approach accounted for 50% in GG3 indicating a particular significance of the Economization Approach in these NGO programs. In the GIZ programs the Governance Approach was the most important approach classified as particularly significant (GG3) for over 96% of GIZ programs in terms of funding amounts. In KfW programs the GG3 category accounted for 61% and together with programs classified in GG2 KfW programs for which the Governance Approach was relevant added up to 92% of the funding volume implemented by the KfW. Regarding the Economization Approach, differences between KfW and GIZ programs are not significant. While for 92% of the KfW funding the Economization Approach is relevant to some degree (EC2 or EC3) with a share of 21% in EC3 and only one program categorized in EC1, the Economization Approach has been relevant for all of the GIZ programs, with a share of 19% in category EC3 (particularly significant) and no programs classed in EC1 (no indication).

3 REFERENCES

- ACB; GIZ (2011) *German Development Cooperation in Asia: Portfolio: Biodiversity and Climate Change*. ASEAN Centre for Biodiversity (ACB); GIZ, Manila.
- AIPP (2010) *REDD+ Implementation in Asia and the concerns of Indigenous Peoples*. Asia Indigenous Peoples' Pact (AIPP), Internet.
- AIPP; IWGIA (2012) *Drivers of Deforestation? Facts to be considered regarding the impact of shifting cultivation in Asia: Submission to the SBSTA on the Drivers of Deforestation by Asia Indigenous Peoples Pact (AIPP) and International Work Group for Indigenous Affairs (IWGIA)*. Asia Indigenous Peoples' Pact (AIPP); IWGIA, Internet.
- Akiefnawati, Ratna; Villamor, Grace B.; Zulfikar, F.; Budisetiawan, I.; Mulyoutami, E.; Ayat, Asap; van Noordwijk, Meine (2010) Stewardship agreement to Reduce Emissions from Deforestation and Degradation (REDD): Case study from Lubuk Beringin's Hutan Desa, Jambi Province, Sumatra, Indonesia. In: *International Forestry Review* 12/4: 349–360.
- Anderson, Patrick (2011) *Free, prior, and informed consent in REDD+: Principles and approaches for policy and project development*, Bangkok: RECOFTC.
- Anderson, Terry L.; Leal, Donald R. (1991) *Free market environmentalism*, San Francisco, CA: Pacific Research Institute for Public Policy.
- Angelsen, Arild (1995) Shifting cultivation and 'deforestation': A study from Indonesia. In: *World Development* 23/10: 1713–1729.
- Angelsen, Arild (2008) *Moving ahead with REDD: Issues, options and implications*, Bogor, Indonesia: CIFOR.
- Angelsen, Arild; Brockhaus, Maria (eds.) (2009) *Realising REDD+: National Strategy and Policy Options*, Bogor, Indonesia: CIFOR.
- Angelsen, Arild; Brockhaus, Maria; Sunderlin, William D.; Verchot, Louis V. (eds.) (2012) *Analysing REDD+: Challenges and choices*, Bogor, Indonesia: CIFOR.
- APP (n.d.) *Supporting one million hectares forest protection and restoration*. Asia Pulp & Paper (APP), Internet.
- Aspinall, Edward; Mietzner, Marcus (eds.) (2010) *Problems of democratisation in Indonesia: Elections, institutions and society*, Singapore: Institute of Southeast Asian Studies.
- Barber, Charles Victor; Schweithelm, James (2000) *Trial by fire: Forest fires and forestry policy in Indonesia's era of crisis and reform*, Washington, DC: World Resources Institute.
- Barnaud, Cécile; Antona, Martine (2014) Deconstructing ecosystem services: Uncertainties and controversies around a socially constructed concept. In: *Geoforum* 56: 113–123.
- Barr, Christopher M. (2006) Forest Administration and Forestry Sector Development Prior to 1998. In: Barr, Christopher M.; Resosudarmo, Ida Aju Pradnja; Dermawan, Ahmad; McCarthy, John; Moeliono, Moira; Setiono, Bambang (eds.) *Decentralization of forest administration in Indonesia*, pp. 18–30, Bogor, Indonesia: CIFOR.
- Barr, Christopher M. (2007) *Intensively managed forest plantations in Indonesia: Overview of recent trends and current plans*. CIFOR, Bogor, Indonesia.
- Barr, Christopher M.; Resosudarmo, Ida Aju Pradnja; Dermawan, Ahmad; McCarthy, John; Moeliono, Moira; Setiono, Bambang (eds.) (2006) *Decentralization of forest administration in Indonesia: Implications for forest sustainability, economic development and community livelihoods*, Bogor, Indonesia: CIFOR.
- Beckert, Barbara; Dittrich, Christoph; Adiwiowo, Soeryo (2014) Contested Land: An Analysis of Multi-Layered Conflicts in Jambi Province, Sumatra, Indonesia. In: *Austrian Journal of South-East Asian Studies* 7/1: 75–91.
- Bellot, Franz-Fabian; Bertram, Mathias; Navratil, Peter; Siegert, Florian; Dotzauer, Helmut (n.d. [2014]) *The high-resolution global map of 21st-century forest cover change from the University of Maryland ('Hansen Map') is hugely overestimating deforestation in Indonesia*. FORCLIME; Remote Sensing Solutions GmbH, Internet.
- BirdLife (2008) *The Harapan Rainforest Initiative, Sumatra: An innovative partnership for the conservation and restoration of the most threatened and valuable rainforests in Indonesia*. BirdLife International; Burung Indonesia; RSPB, Cambridge, Jakarta.

- Blom, Benjamin; Sunderland, Terry; Murdiyarso, Daniel (2010) Getting REDD to work locally: Lessons learned from integrated conservation and development projects. In: *Environmental Science & Policy* 13/2: 164–172.
- BMZ (1996) *Förderung von Waldvölkern im Rahmen des Tropenwaldprogramms: Entwicklungspolitische Bewertung und Perspektiven*. Bundesministerium für wirtschaftliche Zusammenarbeit und Entwicklung (BMZ) (BMZ aktuell 62), Bonn.
- BMZ (1997) *Erhaltung biologischer Vielfalt durch Naturschutz*. Bundesministerium für wirtschaftliche Zusammenarbeit und Entwicklung (BMZ) (BMZ Konzepte 87), Bonn.
- BMZ (1999) *Übersektorales Konzept Partizipative Entwicklungszusammenarbeit: Partizipationskonzept*. Bundesministerium für wirtschaftliche Zusammenarbeit und Entwicklung (BMZ) (BMZ Konzepte 102), Bonn.
- BMZ (2001) *Ländliche Entwicklung: Ein Referenzrahmen*. Bundesministerium für wirtschaftliche Zusammenarbeit und Entwicklung (BMZ) (Sektorkonzepte 120), Bonn.
- BMZ (2002) *Sektorkonzept Wald und nachhaltige Entwicklung*. Bundesministerium für wirtschaftliche Zusammenarbeit und Entwicklung (BMZ) (BMZ Konzepte 121), Bonn.
- BMZ (2006) *Entwicklungszusammenarbeit mit indigenen Völkern in Lateinamerika und der Karibik*. Bundesministerium für wirtschaftliche Zusammenarbeit und Entwicklung (BMZ) (BMZ Konzepte 139), Bonn.
- BMZ (2007) *FLEGT – Bekämpfung des illegalen Holzeinschlags als Beitrag zur nachhaltigen Entwicklung*. Bundesministerium für wirtschaftliche Zusammenarbeit und Entwicklung (BMZ) (BMZ Materialien 179), Berlin.
- BMZ (2008) *Biologische Vielfalt*. Bundesministerium für wirtschaftliche Zusammenarbeit und Entwicklung (BMZ) (BMZ Konzepte 164), Bonn.
- BMZ (2011) *Menschenrechte in der deutschen Entwicklungspolitik: Konzept*. Bundesministerium für wirtschaftliche Zusammenarbeit und Entwicklung (BMZ) (BMZ-Strategiepapier 4), Bonn.
- BMZ (2011) *Entwicklung ländlicher Räume und ihr Beitrag zur Ernährungssicherung: Konzept*. Bundesministerium für wirtschaftliche Zusammenarbeit und Entwicklung (BMZ) (BMZ-Strategiepapier 1), Bonn.
- BMZ (2012) *Armut wirksamer bekämpfen - weltweit!: Übersektorales Konzept zur Armutsreduzierung*. Bundesministerium für wirtschaftliche Zusammenarbeit und Entwicklung (BMZ) (BMZ-Strategiepapier 6), Bonn.
- BMZ (2013) *Förderung einer nachhaltigen Landwirtschaft: Entwicklungspolitisches Konzept*. Bundesministerium für wirtschaftliche Zusammenarbeit und Entwicklung (BMZ) (BMZ-Strategiepapier 3), Bonn.
- Bock, Mathew J. (2012) Formalization and Community Forestry in Jambi, Indonesia: Indigenous rights, rural migrants, and the informal divide. In: *Josef Korbel Journal of Advanced International Studies* 2012/4: 48–73.
- Brockington, Dan; Duffy, Rosaleen; Igoe, Jim (2008) *Nature unbound: Conservation, capitalism and the future of protected areas*, London: Earthscan.
- Brockington, Dan; Duffy, Rosaleen (2010) Capitalism and Conservation: The Production and Reproduction of Biodiversity Conservation. In: *Antipode* 42/3: 469–484.
- Brown, Jessica; Peskett, Leo (2011) *Climate Finance in Indonesia: Lessons for the Future of Public Finance for Climate Change Mitigation*. Overseas Development Institute (ODI) (Working Paper 11), Internet.
- Buergin, Reiner (2013) *Contested Rights of Local Communities and Indigenous Peoples in the context of the Biocultural Turn in Environment and Development Discourses*. Albert-Ludwigs-Universität Freiburg (SEFUT Working Paper 16), Freiburg.
- Bünthe, Marco (ed.) (2009) *Democratization in post-Suharto Indonesia*, London: Routledge.
- Burung Indonesia (2010) *Conserving and Restoring Forest Habitat in Production Forest: Harapan Rainforest: Biodiversity Conservation in Human Influenced Areas: ITTO/IUCN/JICA Yokohama, June 15th, 2010*. Burung Indonesia, Internet.
- Burung Indonesia (2013) *Collaborative Conflict Management on Ecosystem Restoration (ER) Area: Lessons Learnt from Harapan Rainforest (HRF) Jambi: International Conference of Indonesia Forestry Researchers*. Burung Indonesia, Internet.
- Cahyadi, Yusup (n.d.) *Restorasi Ekosistem di Harapan Rainforest: Sebuah model dalam upaya pengurangan laju deforestasi di Indonesia*. PT. Reki, Harapan Rainforest, Jambi.

CAO (2012) *Regarding Community and Civil Society concerns of 3rd Complaint in relation to Activities of the Wilmar Group of Companies in Indonesia: Assessment Report*. Compliance Advisor Ombudsman (CAO), Internet.

CBD; GIZ (2011) *Biodiversity and Livelihoods: REDD-plus Benefits*. Secretariat of the Convention on Biological Diversity; GIZ, Montreal, Eschborn.

Centre for Standardization and Environment (ed.) (2013) *Principles, Criteria and Indicators for a System for Providing Information on REDD+ Safeguards Implementation (SIS-REDD+) in Indonesia*, Jakarta: Centre for Standardization and Environment, Ministry of Forestry, Indonesia.

Colchester, Marcus (2010) *Free, Prior and Informed Consent: Making FPIC work for forests and peoples*. The Forests Dialogue (TFD) (Research Paper 11), Internet.

Colchester, Marcus; Anderson, Patrick; Firdaus, Asep Yunan; Hasibuan, Fatilda; Chao, Sophie (2011) *Human rights abuses and land conflicts in the PT Asiatic Persada concession in Jambi: Report of an independent investigation into land disputes and forced evictions in a palm oil estate*. HuMa; Sawit Watch; FPP, Cambridge, Jakarta.

Colchester, Marcus; Ferrari, Maurizio Farhan (2007) *Making FPIC – Free, Prior and Informed Consent – Work: Challenges and Prospects for Indigenous Peoples*. FPP (FPIC Working Papers 4), Moreton-in-Marsh.

Colchester, Marcus; Jiwan, Norman; Andiko; Sirait, Martua T.; Firdaus, Asep Yunan; Surambo, A.; Pane, Herbert (2006) *Promised land: Palm oil and land acquisition in Indonesia: Implications for local communities and indigenous peoples*, Bogor, Indonesia: FPP; Sawit Watch.

Colfer, Carol J. Pierce; Resosudarmo, Ida Aju Pradnja (eds.) (2002) *Which way forward? People, forests, and policymaking in Indonesia*, Washington, DC: RFF Press.

Contreras-Hermosilla, Arnoldo; Fay, Chips (2005) *Strengthening forest management in Indonesia through land tenure reform: Issues and framework for action*. Forest Trends, Washington, DC.

Costenbader, John (ed.) (2009) *Legal Frameworks for REDD: Design and implementation at the National Level*, Gland.

Davidson, Jamie S.; Kammen, Douglas (2002) Indonesia's unknown war and lineages of violence in West Kalimantan. In: *Indonesia 2002*/April: 53–87.

den Besten, Jan Willem; Arts, Bas; Verkooijen, Patrick (2014) The evolution of REDD+: An analysis of discursive-institutional dynamics. In: *Environmental Science & Policy* 35: 40–48.

Dermawan, Ahmad; Petkova, Elena; Sinaga, Anna; Muhajir, Mumu; Indriatmoko, Yayan (2011) *Preventing the risk of corruption in REDD+ in Indonesia*. CIFOR (CIFOR Working Paper 80), Bogor.

Deutscher Bundestag (2011) *Entwurf eines Gesetzes über die Feststellung des Bundeshaushaltsplans für das Haushaltsjahr 2012: Einzelplan 23*. Deutscher Bundestag, Berlin.

Deutscher Bundestag (2012) *Entwurf eines Gesetzes über die Feststellung des Bundeshaushaltsplans für das Haushaltsjahr 2013: Einzelplan 23*. Deutscher Bundestag, Berlin.

Deutscher Bundestag (2013) *Entwurf eines Gesetzes über die Feststellung des Bundeshaushaltsplans für das Haushaltsjahr 2014: Einzelplan 23*. Deutscher Bundestag, Berlin.

Effendi, Elfian (2014) *APP in strange legal maneuvers in the Bukit Tiga Puluh Landscape*. Greenomics Indonesia, Internet.

Eghenter, Cristina (2000) *Mapping Peoples' Forests: The Role of Mapping in Planning Community-Based Management of Conservation Areas in Indonesia*. Peoples, Forests and Reefs (PeFoR) Program (Discussion Paper Series), Washington, DC.

Eghenter, Cristina (2002) Planning for community-based management of conservation areas: Indigenous forest management and conservation of biodiversity in the Kayan Mentarang National Park, East Kalimantan, Indonesia. In: Chatty, Dawn; Colchester, Marcus (eds.) *Conservation and mobile indigenous peoples: Displacement, forced settlement and sustainable development*, pp. 330–346, New York: Berghahn Books.

Eghenter, Cristina (2008) *Whose Heart of Borneo? Critical issues in building constituencies for equitable conservation*. In: Persoon, Gerard A.; Osseweijer, Manon (eds.) *Reflections on the heart of Borneo*, pp. 131–140, Wageningen: Tropenbos International.

Eghenter, Cristina; Topp, Lene (2005) *Kayan Mentarang National Park in the heart of Borneo*, Copenhagen: WWF Denmark in collaboration with WWF Indonesia.

Engelhardt, Eva; Rahmina, H. (2011) *Development of a Gender Concept for the Forests and Climate Change Programme (FORCLIME) in Indonesia: Pengembangan Konsep Gender untuk Program Hutan dan Perubahan Iklim (FORCLIME) di Indonesia*. GIZ; FORCLIME, Jakarta.

EuropeAid (n.d.) *Natural resources: Pioneering a New Way to Conserve Indonesian Rainforest: from illegal logging to good governance*. European Commission, Internet.

FAO (2010) *Global Forest Resources Assessment 2010: Country Report: Indonesia*. FAO (FRA2010/095), Rome.

FAO (2011) *The state of forests in the Amazon Basin, Congo Basin and Southeast Asia: A report prepared for the Summit of the Three Rainforest Basins, Brazzaville, Republic of Congo, 31 May-3 June, 2011*, Rome: FAO.

Faust, Heiko; Schwarze, Stefan; Beckert, Barbara; Brümmer, Bernhard; Dittrich, Christoph; Euler, Michael et al. (2013) *Assessment of socio-economic functions of tropical lowland transformation systems in Indonesia: Sampling framework and methodological approach*. Georg-August-Universität Göttingen (EFForTS discussion paper series 1), Göttingen.

FCPF, Indonesia (2009) *Country submitting the R-Plan: Indonesia: Date submitted (or revised): May 2009*. Forest Carbon Partnership Facility, Jakarta.

FCPF, Indonesia (2011) *Integrated Safeguards Data Sheet: Concept Stage: Date ISDS Prepared/Updated: 02/25/201*. Forest Carbon Partnership Facility, Internet.

FCPF, Indonesia (2011) *Forest Carbon Partnership Facility (FCPF) Indonesia: Strategic Environmental and Social Assessment (SESA): SESA Terms of Reference*. Forest Carbon Partnership Facility, Internet.

FFI (2010) *High Conservation Value Forests in Kapuas Hulu Landscape West Kalimantan Province Indonesia*. FFI; BACP, Internet.

FFI; BACP (n.d.) *REDD Project Feasibility Assessment*. FFI, BACP, Internet.

FFI; BACP (2012) *HCVA Training for Communities in Ketapang and Kapuas Hulu Districts*. FFI; BACP, Internet.

FORCLIME (2010) *Indonesia: Country Specific Projects: Forests and Climate Change Programme (FORCLIME)*. FORCLIME, Internet.

FORCLIME (2013) *Assessment of Carbon Stock and Emissions on District Scale as a Contribution to MRV: Methods, results and lessons learnt from the Indonesian-German Forests and Climate Change Programme (FORCLIME)*. FORCLIME, Warsaw.

FORCLIME (2013) *Reconciling Economic Growth with Emissions Reductions: Forests and Climate Change Programme (FORCLIME)*. FORCLIME, Internet.

FPP; PUSAKA; HuMa (2011) *National Update on REDD+ in Indonesia*. Forest Peoples Programme (FPP) (Rights, forests and climate briefing series October 2011), Internet.

GIZ (2013) *GAP-CC: Asean-German Programme on Response to Climate Change: Agriculture, Forestry and Related Sectors*. GIZ, Jakarta.

Greenpeace (2012) *Actual areas covered by Indonesia Moratorium Map Revision 1 (November 2011), excluding areas protected by other mechanisms*. Greenpeace Indonesia, Jakarta.

Greenpeace (2012) *Forests & People First: The need for universal REDD+ safeguards*. Greenpeace International, Amsterdam.

Gregersen, Hans; Lakany, Hosny El; Bailey, Luke; White, Andy (2011) *The Greener Side of REDD+: Lessons for REDD+ from Countries where Forest Area Is Increasing*, Washington, DC: RRI.

GTZ (2010) *On the road to sustainability: Indonesian foresters in expert dialogue with their German counterparts*. FORCLIME; GTZ, Eschborn.

- Gunawan, I Ketut (2004) *The politics of the Indonesian rainforest: A rise of forest conflicts in East Kalimantan during Indonesia's early stage of democratisation*, Göttingen: Cuvillier.
- Hardner, Jared; Rice, Richard E. (2002) Rethinking green consumerism. In: *Scientific American* 286/1: 88–93.
- Hauser-Schäublin, Brigitta (ed.) (2013) *Adat and Indigeneity in Indonesia: Culture and Entitlements between Heteronomy and Self-Ascription*, Göttingen: Universitätsverlag Göttingen.
- Hauser-Schäublin, Brigitta; Steinebach, Stefanie (2014) *Harapan: A "No Man's Land" Turned into a Contested Agro-Industrial Zone*. Georg-August-Universität Göttingen (EFForTS discussion paper series 4), Göttingen.
- Hein, Jonas (2013) *Reducing Emissions from Deforestation and Forest Degradation (REDD+), transnational conservation and access to land in Jambi, Indonesia*. Georg-August-Universität Göttingen (EFForTS discussion paper series 2), Göttingen.
- Hein, Jonas; Faust, Heiko (2014) Conservation, REDD+ and the struggle for land in Jambi, Indonesia. In: *Pacific Geographies* 41/January/February: 20–25.
- Hein, Lars; Meer, Peter J. van der (2012) REDD+ in the context of ecosystem management. In: *Current Opinion in Environmental Sustainability* 4: 604–611.
- Hindra, Billy (2007) *Community Forestry in Indonesia: Presented on Asia Pacific Tropical Forest Investment Forum Bangkok, 6-8 August 2007*. Indonesia Ministry of Forestry, Bangkok.
- Hinrichs, Alexander (2014) *FLEGT und Nachhaltigkeitszertifizierung im internationalen Kontext*. EU FLEGT Facility, EFI, Freiburg.
- HoB Program (2008) *Heart of Borneo Strategic Plan of Action: Bridging Conservation and Sustainable Development in Three countries*. Heart of Borneo Program, Photocopy Jakarta.
- HuMa (2010) *Preliminary Study on the Safeguards Policies of Bilateral Donors to REDD Programs in Indonesia: A study for the Indonesian Civil Society Foundation for Climate Justice*. HuMa, Jakarta.
- Igoe, Jim; Brockington, Dan (2007) Neoliberal Conservation: A Brief Introduction. In: *Conservation and Society* 5/4: 432–449.
- Indonesia, Republic of (2013) *Mid-Term Progress Report on the REDD+ Readiness Process in Indonesia*. Republic of Indonesia, Jakarta.
- Indonesia, Republic of (2014) *Updated mid-term progress report of the Republic of Indonesia and request for additional funding from the Forest Carbon Partnership (FCPF)*. Republic of Indonesia, Jakarta.
- Indonesian REDD+ Task Force (2012) *REDD+ National Strategy*. Indonesian REDD+ Task Force, Jakarta.
- Indrarto, Giorgio Budi; Murharjanti, Prayekti; Khatarina, Josi; Pulungan, Irvan; Ivalerina, Feby; Rahman, Justitia et al. (2012) *The context of REDD+ in Indonesia: Drivers, agents and institutions*. CIFOR (Working Paper 92), Bogor, Indonesia.
- IPAC (2014) *Indigenous rights vs agrarian reform in Indonesia: A case study from Jambi*. Institute for Policy Analysis of Conflict (IPAC Report 9), Jakarta.
- Iswanto, Paska Ariandy; Puspita, Oktafa Rini (2011) *Landcover Delineation of Bukit Tigapuluh Landscape for Year 2011*. WWF; FZS, Internet.
- Ituarte-Lima, Claudia; McDermott, Constance L.; Mulyani, Mari (2014 ip) Assessing equity in national legal frameworks for REDD+: The case of Indonesia. In: *Environmental Science & Policy* ip/0.
- Karsenty, Alain (2007) Questioning rent for development swaps: New marketbased instruments for biodiversity acquisition and the land-use issue in tropical countries. In: *International Forestry Review* 9/1: 503–513.
- Kehl, Norbert; Sekartjajarini, Soehartini (2013) *Potential for Ecotourism in Kapuas Hulu and Malinau: Opportunities for Green Economy Development in the Heart of Borneo: Potensi Ekowisata di Kapuas Hulu dan Malinau: Peluang untuk Pengembangan Ekonomi Hijau di Jantung Borneo*. GIZ; FORCLIME, Jakarta.
- King, Victor T. (1976) Some Aspects of Iban-Maloh Contact in West Kalimantan. In: *Indonesia* 21: 85–114.
- Kissinger, Gabrielle; Herold, Martin; Sy, Veronique de (2012) *Drivers of Deforestation and Forest Degradation: A Synthesis Report for REDD+ Policymakers*. Lexeme Consulting, Vancouver.

- Kleden, Emilianus Ola; Chidley, Liz; Indradi, Yuyun (eds.) (2009) *Forests for the Future: Indigenous Forest Management in a Changing World*, Jakarta: AMAN; Down to Earth.
- Koh, Lian Pin; Gibbs, Holly K.; Potapov, Peter V.; Hansen, Matthew C. (2011) *Spatially Explicit Scenario Analysis of implementing Indonesia's Forest Moratorium: Environmental and Socioeconomic Tradeoffs for the Kalimantan region*. UN-REDD Programme, Internet.
- Ladle, Richard J.; Braganolo, Chiara; Gama, Gabriela M.; Malhado, Ana C. M.; Root-Bernstein, Meredith; Jepson, Paul (2014) Private protected areas: three key challenges: Comment. In: *Environmental Conservation* 41/3: 239–240.
- Lang, Chris; ICI (2012) *E-mail from Chris Lang, REDD-Monitor, 5 December 2012*. REDD-Monitor; International Climate Initiative (ICI), Internet.
- Li, Tania Murray (ed.) (1996) *Transforming the Indonesian uplands: Marginality, power and production*, Amsterdam: Harwood Academic Publishers.
- Loh, Jonathan; Harmon, David (2005) A global index of biocultural diversity. In: *Ecological Indicators* 5/3: 231–241.
- Luttrell, Cecilia; Resosudarmo, Ida Aju Pradnja; Muharrom, Efrian; Brockhaus, Maria; Seymour, Frances (2014) The political context of REDD+ in Indonesia: Constituencies for change. In: *Environmental Science & Policy* 35: 67–75.
- MacCarthy, John F. (2006) *The fourth circle: A political ecology of Sumatra's rainforest frontier*, Stanford, CA: Stanford University Press.
- Mackay, Peter; Marbyanto, Edy (2013) *A Comparison of the Socio-Economic Vulnerability of Forest Ecosystem Dependent Villages in Kalimantan, Indonesia: Survey Report of Socio-Economy of Community in the surrounding FMUs of West Berau, Malinau, and Kapuas Hulu*. GIZ, Jakarta.
- Mardiastuti, Ani (2012) *The Role of UN-REDD in the Development of REDD+ in Indonesia: Volume III: Highlight of REDD+ Related Projects in Indonesia*. MoF, Indonesia; UN-REDD Programme Indonesia, Jakarta.
- Mardiastuti, Ani (2013) *Ecosystem Restoration Concession Development in Indonesia: Keynote speech on International Seminar on Ecosystem Restoration in the Tropics: Lesson learned and Best Practice IPB, 28 November 2013*. Burung Indonesia, Internet.
- Margono, Belinda Arunarwati; Potapov, Peter V.; Turubanova, Svetlana; Stolle, Fred; Hansen, Matthew C. (2014) Primary forest cover loss in Indonesia over 2000–2012. In: *Nature Climate Change* 4/8: 730–735.
- Marthy, William (2014) Scale- and trait dependent responses of bird communities to lowland rainforest restoration and frugivore bird-seed interaction networks in Sumatra, Indonesia. Ph.D. Dissertation, Faculty of Agricultural Sciences. Georg-August-Universität Göttingen, Göttingen.
- Maryani, Retno; Agung, Putra; Suyanto (2012) *REDD+ in Indonesia: a Historical Perspective*. World Agroforestry Centre (Working Paper 154), Bogor, Indonesia.
- Masripatin, Nur (2013) *Safeguards and Safeguards Information System (SIS) for REDD+ in Indonesia*. Indonesia Ministry of Forestry, Internet.
- McAfee, Kathleen (1999) Selling nature to save it? Biodiversity and green developmentalism. In: *Environment and Planning D: Society and Space* 17/2: 133–154.
- McDermott, Constance L. (2014) REDDuced: From sustainability to legality to units of carbon - The search for common interests in international forest governance. In: *Environmental Science & Policy* 35: 12–19.
- McDermott, Constance L.; Cashore, Benjamin William; Kanowski, Peter (2010) *Global Environmental Forest Policies: An International Comparison*, London: Earthscan.
- McDermott, Constance L.; Coad, Lauren; Helfgott, Ariella; Schroeder, Heike (2012) Operationalizing social safeguards in REDD+: actors, interests and ideas. In: *Environmental Science & Policy* 21: 63–72.
- McDermott, Constance L.; O'Carroll, Aran; Wood, Peter (2007) *International Forest Policy – the instruments, agreements and processes that shape it*. Department of Economic and Social Affairs; United Nations Forum on Forests Secretariat, New York.

- Milz, Joachim (2012) *Successional Agroforestry Systems for Sustainable Cocoa Production within the Conservation Districts of Malinau and Kapuas Hulu: Sistem Successional Agroforestry untuk Produksi Kakao Berkelanjutan di Kabupaten Konservasi Malinau dan Kapuas Hulu*. GIZ; FORCLIME, Jakarta.
- Mitchell, Robert; Prosterman, Roy; Safik, Akhmad (2004) *Land policy challenges in Indonesia: Final project report of the Land Law Initiative*. Rural Development Institute (U.S.), Internet.
- Moeliono, Moira; Wollenberg, Eva; Limberg, Godwin (2009) *The decentralization of forest governance: Politics, economics and the fight for control of forests in Indonesian Borneo*, London: Earthscan.
- MoF, Indonesia (2008) *Penghitungan Deforestasi Indonesia: Tahun 2008*. Indonesia Ministry of Forestry, Jakarta.
- MoF, Indonesia (ed.) (2008) *Reducing emissions from deforestation and forest degradation in Indonesia: IFCA Consolidation Report*, Jakarta: FORDA Indonesia.
- MoF, Indonesia (2009) *Indonesia Forestry Outlook Study*. FAO Regional Office for Asia and the Pacific (Working Paper Series APFSOS II/WP/2009/13), Bangkok.
- MoF, Indonesia (2011) *Forest Management Unit Development (FMU): Concept, Legislation and Implementation*. Directorate General of Forestry Planning, Jakarta.
- MoF, Indonesia (2011) *Summary: Forest Management Unit Development (FMU): Concept, Legislation and Implementation*. Directorate General of Forestry Planning, Jakarta.
- MoF, Indonesia (2011) *Legislation related to Forest Management Units (FMU)*. Directorate General of Forestry Planning, Jakarta.
- MoF, Indonesia (2012) *System for information provision on REDD+ safeguards/SIS-REDD+ development in Indonesia*. Indonesia Ministry of Forestry, Jakarta.
- MoF, Indonesia (2012) *Penghitungan Deforestasi Indonesia: Periode 2009 - 2011*. Indonesia Ministry of Forestry, Jakarta.
- MoF, Indonesia (2013) *Buku Basis Data Spasial Kehutanan 2013*. Indonesia Ministry of Forestry, Jakarta.
- MoF, Indonesia (2013) *Introduction: Indonesia policy on forest management*. Indonesia Ministry of Forestry, Jakarta.
- Murdiyarso, Daniel; Dewi, Sonya; Lawrence, Deborah; Seymour, Frances (2011) *Indonesia's forest moratorium: A stepping stone to better forest governance?*, Bogor, Indonesia: Center for International Forestry Research (CIFOR).
- NABU (2010) *Harapan – Hope for Tiger & Co.: Unique project in the Indonesian rainforest is helping climate and biodiversity*. Naturschutzbund Deutschland (NABU), Berlin.
- NABU (2012) *Das Harapan-Regenwaldprojekt auf Sumatra: Fakten und Hintergründe*. Naturschutzbund Deutschland (NABU), Berlin.
- NABU (2012) *Gegen Waldzerstörung im indonesischen „Harapan Rainforest“: Herausforderungen und Erfolge eines Pilotprojektes*. Naturschutzbund Deutschland (NABU) (Internationale Klimaschutzinitiative Newsletter 08/2012), Berlin.
- National Forestry Council (2009) *Establishment of National Forestry Council: Enhancing Democratization of Governance of Forestry in Indonesia*. Indonesia National Forestry Council, Internet.
- National Forestry Council; UN-REDD Programme Indonesia (2011) *Policy recommendation: Free, prior and informed consent (FPIC) instrument for indigenous communities and / or local communities who will be affected by REDD+ activities*. Indonesia National Forestry Council, Jakarta.
- Navratil, Peter (2013) *Land Cover Situation and Land-Use Change in the Districts of West Kalimantan and East Kalimantan, Indonesia: Assessment of District and Forest Management Unit Wide Historical Emission Levels*. GIZ; FORCLIME, Jakarta.
- Nawir, Ani Adiwinata; Murniati; Rumboko, Lukas (2007) *Forest rehabilitation in Indonesia: Where to after more than three decades?*, Bogor, Indonesia: CIFOR.

- Nielsen, E.; Rice, Richard (2004) Sustainable Forest Management and Conservation Incentive Agreements. In: *International Forestry Review* 6/1: 56–60.
- Norad (2011) *Country Report: Indonesia: Real-Time Evaluation of Norway's International Climate and Forest Initiative: Contributions to National REDD+ Processes 2007-2010*. Norwegian Agency for Development Cooperation (Norad) (Evaluation Report 16/2010), Oslo.
- Oviedo, Gonzalo T.; Maffi, Luisa; Larsen, Peter Bille (2000) *Indigenous and traditional peoples of the world and ecoregion conservation: An integrated approach to conserving the world's biological and cultural diversity*, Gland: WWF International; Terralingua.
- Pagiola, Stefano; Bishop, Joshua; Landell-Mills, Natasha (2002) *Selling Forest Environmental Services: Market-based Mechanisms for Conservation and Development*, London: Earthscan.
- Palangka Raya Declaration (2014) *The Palangka Raya Declaration on Deforestation and the Rights of Forest Peoples*, Palangka Raya, Kalimantan, Indonesia.
- Peluso, Nancy Lee (1992) *Rich forests, poor people: Resource control and resistance in Java*, Berkeley, CA: University of California Press.
- Persoon, Gerard A.; Osseweijer, Manon (eds.) (2008) *Reflections on the heart of Borneo*, Wageningen: Tropenbos International.
- Pescott, Michael J.; Durst, Patrick B.; Leslie, Robin N. (eds.) (2010) *Forest law enforcement and governance: Progress in Asia and the Pacific*, Bangkok: FAO Regional Office for Asia and the Pacific.
- Peters-Stanley, Molly; Hamilton, Katherine; Yin, Daphne (2012) *Leveraging the Landscape: State of the Forest Carbon Markets 2012*. Ecosystem Marketplace, Internet.
- PRISAI (2012) *Prinsip, Kriteria, Indikator, Safeguards Indonesia*. FORDA; MoF, Indonesia, Internet.
- Purbawiyatna, Alan; Prasetyo, F. Agung; Purnomo, Herry (2012) *Studi Penyusunan Panduan Penyiapan Unit Pengelolaan Hutan Alam Untuk Pembangunan Program REDD+*. GIZ; MoFor; LEI, Jakarta.
- Putro, Haryanto R.; Kleden, Emil Ola; Safitri, Myrna A. (2013) *Membangun Kebijakan Kerangka Pengaman REDD+ di Indonesia: Studi Komparatif terhadap SIS-REDD+ dan PRISAI*. Indonesia National Forestry Council, Jakarta.
- Rachman, Noer Fauzi (2013) *Undoing Categorical Inequality: Masyarakat Adat, Agrarian Conflicts, and Struggle for Inclusive Citizenship in Indonesia*. Sajogyo Institute (Paper Sajogyo Institute), Bogor, Indonesia.
- Rahmawati, Annisa (2013) An economic analysis of ecosystem restoration concession policy in Indonesia: a new strategy for sustainable forest management? In: *International Journal of Green Economics* 7/1: 56–70.
- Rahmina, H. (2012) *Pilihan Skema Pengelolaan Hutan Berbasis Masyarakat Dalam Mitigasi Perubahan Iklim*. GIZ; FORCLIME, Jakarta.
- Rahmina, H.; Sofia, Yanti; Marbyanto, Edy; Mustofa, Ali (2011) *Tata Cara dan Prosedur Pengembangan Program Pengelolaan Hutan Berbasis Masyarakat dalam Kerangka Undang-Undang No. 41 Tahun 1999: Sistem Successional Agroforestry untuk Produksi Kakao Berkelanjutan di Kabupaten Konservasi Malinau dan Kapuas Hulu*. GIZ; FORCLIME, Jakarta.
- Resosudarmo, Ida Aju Pradnja (2004) Closer to people and trees: Will decentralisation work for the people and the forests of Indonesia? In: *The European Journal of Development Research* 16/1: 110–132.
- Resosudarmo, Ida Aju Pradnja; Atmadja, Stibniati; Ekaputri, Andini Desita; Intarini, Dian Y.; Indriatmoko, Yayan; Astri, Pangestuti (2014) Does Tenure Security Lead to REDD+ Project Effectiveness? Reflections from Five Emerging Sites in Indonesia. In: *World Development* 55: 68–83.
- Resosudarmo, Ida Aju Pradnja; Barr, Christopher M.; Dermawan, Ahmad; McCarthy, John (2006) Fiscal Balancing and the Redistribution of Forest Revenues. In: Barr, Christopher M.; Resosudarmo, Ida Aju Pradnja; Dermawan, Ahmad; McCarthy, John; Moeliono, Moira; Setiono, Bambang (eds.) *Decentralization of forest administration in Indonesia*, pp. 58–86, Bogor, Indonesia: CIFOR.
- Rettet den Regenwald (2014) *Palmölfirma PT Asiatic Persada: 3 Jahrzehnte Landraub, Vertreibung, Menschenrechtsverletzungen, Gewalt und Mord. Eine Chronologie*. Rettet den Regenwald, Hamburg.

- Rice, Richard (2002) *Conservation concessions—concept description*. Center for Applied Biodiversity Science, Internet.
- Royer, Sébastien de (2011) REDD under implementation; new hopes for land, resource access and livelihood security: A case study of two Dayak customary communities in Kapuas Hulu/West Kalimantan. Master Thesis, Rural Development Sociology. Wageningen University, Wageningen.
- Safitri, Myrna Asnawati (2010) Forest Tenure in Indonesia: The socio-legal challenges of securing communities' rights. Ph.D. Dissertation, Faculty of Law. Leiden University, Leiden.
- Sawit Watch; AMAN (2009) *Indonesian Draft Readiness Plan, 16 October 2008: Letter to Mr. MS Kaban, Minister of Forestry of the Republic of Indonesia*. Sawit Watch; AMAN, Bogor, Indonesia, Jakarta.
- Saxon, Earl C.; Sheppard, Stuart M. (2011) *Will drivers of deforestation be slowed by Indonesia's moratorium on new forest concessions?* Union of Concerned Scientists, Internet.
- Scale Up; FPP (2013) *Letter to Mr. Effendy Sumardja: President Director PT Restorasi Ekosistem Konservasi Indonesia (PT REKI)*. Scale Up; Forest Peoples Programme (FPP), Internet.
- Silalahi, Mangarah; Kusuma, Surya (n.d. [2014]) *Coal Road Threatens Ecological Integrity of Harapan Rainforest*. Burung Indonesia; PT. Reki, Internet.
- Silalahi, Mangarah; Utomo, Agus B. (2014) *Ecosystem Restoration Concession (ERC) Development in Indonesia*. Burung Indonesia, Jambi.
- Sitompul, Arnold F.; Linkie, Mathew; Gunaryadi, Donny; Purastuti, Elisabet; Budiman, Arif (2011) Ecosystem Restoration Concessions: A New Strategy for Conserving Elephant Habitat in Sumatra? In: *Gajah* 34: 26–31.
- Sitompul, Arnold F.; Pratje, Peter (2009) *The Bukit Tigapuluh Ecosystem Conservation Implementation Plan*. FZS; Bukit Tigapuluh National Park, Internet.
- Skidmore, Samuel; Santos, Paulo; Leimona, Beria (2014) Targeting REDD+: An Empirical Analysis of Carbon Sequestration in Indonesia. In: *World Development* 64/0: 781–790.
- Soepijanto, Bambang; Zauhar, Soesilo; Haryono, Bambang Santoso; Soeaidy, Saleh (2013) Model of Effective Community Empowerment Policy of Forestry Partnership to Forest Community in Mesuji-Lampung. In: *Journal of Humanities and Social Science* 17/1: 7–14.
- Steinebach, Stefanie (2012) *Der Regenwald ist unser Haus: Die Orang Rimba auf Sumatra zwischen Autonomie und Fremdbestimmung*, Göttingen: Universitätsverlag Göttingen.
- Steinebach, Stefanie (2013) "Today we Occupy the Plantation - Tomorrow Jakarta": Indigeneity, Land and Oil Palm Plantations in Jambi. In: Hauser-Schäublin, Brigitta (ed.) *Adat and Indigeneity in Indonesia*, pp. 63–80, Göttingen: Universitätsverlag Göttingen.
- Steiner, Christoph (2011) *Biochar: Mitigation of Climate Change and Soil Restoration*. GIZ; FORCLIME, Jakarta.
- Steinmann, Karl-Heinz; Setijono, Djoko; Solichin; Ramdani, Asep; Yunardi, Syafrul; Rayan, Mohamad (2011) *Merang REDD Pilot Project (MRPP): Summary of Results and Achievements*. GIZ, Eschborn.
- Steni, Bernadinus (2010) *Beyond Carbon: Rights-based safeguard principles in law*. HuMa, Jakarta.
- Steni, Bernadinus; Hadad, Nadia (2012) *REDD+ Safeguards in Indonesia*. HuMa; Bank Information Center, Jakarta.
- Sukadri, Doddy S. (2012) *Progress towards establishment of national REDD+ SIS in Indonesia*. Indonesia National Council on Climate Change, Nairobi.
- Sunderlin, William D.; Larson, Anne M.; Duchelle, Amy E.; Resosudarmo, Ida Aju Pradnja; Huynh, Thu Ba; Awono, Abdon; Dokken, Therese (2014) How are REDD+ Proponents Addressing Tenure Problems? Evidence from Brazil, Cameroon, Tanzania, Indonesia, and Vietnam. In: *World Development* 55: 37–52.
- Sunderlin, William D.; Resosudarmo, Ida Aju Pradnja (1999) The effect of population and migration on forest cover in Indonesia. In: *Journal of Environment & Development* 8/2: 152–169.
- Sunderlin, William D.; Resosudarmo, Ida Aju Pradnja; Rianto, Edy; Angelsen, Arild (2000) *The effect of Indonesia's economic crisis on small farmers and natural forest cover in the Outer Islands*. CIFOR (Occasional Paper 28 E), Bogor, Indonesia.

- Thies, Björn (2011) *KfW International Business: German-Indonesian Renewable Energy Days*. KfW Entwicklungsbank, Jakarta.
- Thorburn, Craig C. (2004) The plot thickens: Land administration and policy in post-New Order Indonesia. In: *Asia Pacific Viewpoint* 45/1: 33–49.
- Tuttle, Andrea (2008) *Climate Change and Forests: Conceptual Framework for Implementing a Carbon Registry Linked to FMUs in Indonesia*. GTZ, Jakarta.
- Tuttle, Andrea (2011) *Building the REDD+ Architecture for Sub-National Project Implementation in Indonesia: Membangun Arsitektur REDD+ untuk Pelaksanaan Proyek Tingkat Sub-Nasional Di Indonesia*. GIZ; FORCLIME, Jakarta.
- UN (1992) *Convention on Biological Diversity*. United Nations Conference on Environment and Development, Rio de Janeiro.
- UNFCCC (2011) *Report of the Conference of the Parties on its sixteenth session, held in Cancun from 29 November to 10 December 2010: Part Two: Action taken by the Conference of the Parties at its sixteenth session*. UN Framework Convention on Climate Change, Cancun.
- USAID (2010) *USAID Country profile: Indonesia: Property rights & resource governance*. USAID, Internet.
- USAID (2012) *REDD+ and Carbon Rights: Case Studies: Property rights and resource governance project (PRRGP)*. USAID, Internet.
- USINDO (2010) *The Indonesia - United States Comprehensive Partnership: Non-Government Sector Findings and Recommendations from USINDO Comprehensive Partnership Forums, Workshops, and Conferences*. United States - Indonesia Society, Internet.
- van Oosten, Cora; Gunarso, Petrus; Koesoetjahjo, Irene; Wiersum, Freerk K. (2014) Governing Forest Landscape Restoration: Cases from Indonesia. In: *Forests* 5: 1143–1162.
- Walsh, Thomas A.; Asmui; Hidayanto, Yoppy; Utomo, Agus Budi (2012) *Supporting Ecosystem Restoration Concessions in Indonesia's Production Forests: A Review of the Licensing Framework 2004-2012*. Burung Indonesia; Climate and Land Use Alliance, Internet.
- Walsh, Thomas A.; Hidayanto, Yoppy; Asmui; Utomo, Agus Budi (2012) Ecosystem restoration in Indonesia's production forests: towards financial feasibility. In: Asen, Alexander; Savenije, Herman; Schmidt, Fabian (eds.) *Good Business: Making Private Investments Work for Tropical Forests*, pp. 35–41, Wageningen: Tropenbos International.
- Wardah, Nyimas (2013) *Harapan Rainforest: Cultivating or Ignoring Hopes?: The livelihoods of the forest dwelling people and their perceptions (A case study in Harapan Rainforest, Jambi Indonesia)*. Master Study, Rural Development Sociology Group. Wageningen University, Wageningen.
- WARSI; FZS; EoF; WWF Indonesia (2010) *Last Chance to Save Bukit Tigapuluh: Sumatran tigers, elephants, orangutans and indigenous tribes face extinction, along with forest*. WARSI; FZS; Eyes on the Forest (EoF); WWF Indonesia, Internet.
- Westholm, Lisa; Biddulph, Robin; Hellmark, Ida; Ekbom, Anders (2011) *REDD+ and tenure: A Review of the Latest Developments in Research, Implementation and Debate*. Focali (Focali report 2011:02), Gothenburg.
- Widyaningtyas, Novia (2012) *Indonesia's REDD+: framework and experience towards good governance*. Indonesia Ministry of Forestry, Kuala Lumpur.
- World Bank (2006) *Sustaining Indonesia's Forests: Strategy for the World Bank 2006-2009*. The World Bank; Bank Dunia, Washington, DC.
- World Bank (2006) *Sustaining Economic Growth, Rural Livelihoods, and Environmental Benefits: Strategic Options for Forest Assistance in Indonesia*. The World Bank, Washington, DC.
- World Bank (2010) *Re: Response to HuMa Letter for FCPF Event dated 18 May 2010: Letter to Mr. Asep Yunan Firdaus, Executive Coordinator HuMa*. The World Bank, Washington, DC.
- World Bank (2011) *Readiness Preparation Proposal Assessment Note on a Proposed Grant in the Amount of US\$ 3.6 Million to the Republic of Indonesia for REDD+ Readiness Preparation Support*. The World Bank, Washington, DC.

Wright, Glen (2011) Indigenous people and customary land ownership under domestic REDD+ frameworks: A case study of Indonesia. In: *Law, Environment and Development Journal* 7/2: 117–131.

Wunder, Sven (2007) The Efficiency of Payments for Environmental Services in Tropical Conservation. In: *Conservation Biology* 21/1: 48–58.

Wunder, Sven; Campbell, Bruce; Frost, Peter G. H.; Sayer, Jeffrey A.; Iwan, Ramses; Wollenberg, Lini (2008) When donors get cold feet: the community conservation concession in Setulang (Kalimantan, Indonesia) that never happened. In: *Ecology and Society* 13/1: 12.

WWF; FZS; AOP (2011) *Proposal for Ecosystem Restoration Concession in the Bukit Tigapuluh Landscape*. WWF; FZS; AOP, Internet.

4 ANNEXES

4.1 Basic Socioeconomic and ODA Data for the Case Study Countries

	Cameroon	DR Congo	Indonesia
Surface area	475,440 km ²	2,344,860 km ²	1,904,570 km ²
Population	22,253,959 (2013)	67,513,677 (2013)	249,865,631 (2013)
Population density km ²	46.81 (2013)	28.79 (2013)	131.19 (2013)
Population growth rate	2.53 % (2013)	2.72 % (2013)	1.21 % (2013)
Population in rural areas	46.75 (2013)	64.62 % (2013)	47.8 % (2013)
Human Development Index ranking	150 of 187 (2012) 152 of 187 (2013)	186 of 187 (2012) 186 of 187 (2013)	121 of 187 (2012) 108 of 187 (2013)
Corruption Perception Index ranking	144 of 177 (2013) (Score 25)	154 of 177 (2013) (Score 22)	114 of 177 (2013) (Score 32)
Infant mortality	94.5 (2013)	118.5 (2013)	29.3 (2013)
Life expectancy	54.59 (2012)	49.63 (2012)	70.61 (2012)
Literacy rate	71.3 % (2010)	67 % (?)	92.82 % (2011)
Spending on education	3.11 % (2012)	2.51 % (2010)	3.57 % (2012)
GNI	28,185 m USD (2013)	26,919 m USD (2013)	894,967 m USD (2013)
GNI per capita	1,267 USD (2013)	399 USD (2013)	3,582 USD (2013)
GDP growth	5.51 % (2013)	8.49 % (2013)	5.79 % (2013)
GINI Index	38,9 (2007)	44,4 (2006)	34,1 (2008)
% absolute poverty	?	?	16.21 % (2011)
% national poverty line	?	?	11.4 % (2013)
Undernourishment	13.3 % (2012)	?	9.1 % (2012)
Exports in % of GDP	27.9 % (2012)	27.38 % (2009)	23.75 % (2013)
Imports in % of GDP	30.55 % (2012)	36.9 % (2009)	25.74 % (2013)
Inflation	1.95 % (2013)	1.64 % (2013)	6.42 % (2013)
Jobs in agriculture	53.3 % (2010)	?	35.09 % (2012)
Unemployment rate	3.8 % (2012)	7.2 % (2012)	6.6 % (2012)
Total foreign debt	3,672 m USD (2012)	5,651 m USD (2012)	254,899 m USD (2012)
Foreign debt per capita	169 USD (2012)	86 USD (2012)	1033 USD (2012)
Total net ODA	612 m USD (2011) 596 m USD (2012)	5,533 m USD (2011) 2,859 m USD (2012)	419 m USD (2011) 68 m USD (2012)
Total net ODA per capita	28.91 USD (2011) 27.48 USD (2012)	86.57 USD (2011) 43.52 USD (2012)	1.72 USD (2011) 0.27 USD (2012)
Total net ODA % of GDP	2.40 % (2011) 2.35 % (2012)	32.25 % (2011) 16.62 % (2012)	0.05 % (2011) 0.01 % (2012)
Total gross ODA	698 m USD (2011) 692 m USD (2012)	7,487 m USD (2011) 2,877 m USD (2012)	2,666 m USD (2011) 2,323 m USD (2012)
German net ODA	97 m USD (2011) 89 m USD (2012)	94 m USD (2011) 594 m USD (2012)	75 m USD (2011) 33 m USD (2012)
German gross ODA	97 m USD (2011) 89 m USD (2012)	94 m USD (2011) 594 m USD (2012)	214 m USD (2011) 126 m USD (2012)
Forested land area	41.67 % (2011)	67.86 % (2011)	51.75 % (2011)
Annual change rate of Forest Area (FAO statistics FRA 2010)	-0.94 % (1990-2000) -1.02 % (2000-2005) -1.07 % (2005-2010)	-0.20 % (1990-2000) -0.20 % (2000-2005) -0.20 % (2005-2010)	-1.75 % (1990-2000) -0.31 % (2000-2005) -0.71 % (2005-2010)
Cultivated land	20.31 % (2011)	11.37 % (2011)	30.09 % (2011)
Conservation areas	11 % (2012)	12.05 % (2012)	14.7 % (2012)
Power consumption/cap.	255.53 kWh (2011)	105.32 kWh (2011)	679.71 kWh (2011)
CO2 Emissions per capita	0.36 tonnes (2010)	0.05 tonnes (2010)	1.81 tonnes (2010)

Compiled and calculated from OECD statistics, The World Bank, Transparency International, and data from the BMZ website [Countries](#), accessed September 2014.

4.2 List of Interviewees and Informants

	<i>Institution / Organisation</i>	<i>Department / Office / Program</i>	<i>Name</i>	<i>Position / Function</i>
Government agencies	Government, Indonesia	Coordinating Ministry for Economic Affairs	Prabianto Mukti Wibowo	Assistant to Deputy Minister for Forestry; Head of Indonesia Heart of Borneo National Working Group
	Government, Indonesia	Provincial Forestry Office, Putussibau, Kapuas Hulu Province	Indra Kumara	Head of Forest Management, <i>Bidan Pengelolaan Hutan</i>
Development organisations	GIZ, Germany	Monitoring & Evaluation Unit Section Central Evaluation	Claudia Kornahrens	Head of Section Central Evaluation
	GIZ, Indonesia	FORCLIME, Jakarta Office	Rolf Krezdorn	FORCLIME Programme Director
	GIZ, Indonesia	FORCLIME, Jakarta Office	Heinz Terhorst	Strategic Area Manager, Green Economy, Heart of Borneo Initiative
	GIZ, Indonesia	FORCLIME, Jakarta Office	Helmut Dotzauer	Strategic Area Manager, Sustainable Forest Management
	GIZ, Indonesia	FORCLIME, Putussibau Office	Klothilde Sikun	GIS Adviser
	GIZ, Indonesia	FORCLIME, Putussibau Office	Franz-Fabian Bellot	GIS Adviser, Development Worker
	KfW, Germany	Evaluation Department	Martin Dorschel	Head of Department
	KfW, Germany	Evaluation Department	Matthias von Bechtolsheim	Forestry projects
	KfW, Germany	Natural Resources and Climate Asia (LEc4)	Marcus Stewen	Indonesia Projects
NGOs / Civil society	FFI, Indonesia	Flora & Fauna International, Kapuas Hulu, Putussibau	Eko Darmawan	Director of Regional FFI Office Kapuas Hulu Province
	FZS, Indonesia	Frankfurt Zoological Society, Bukit Tigapuluh National Park, Jambi	Peter-Hinrich Pratje	Indonesia Program Director, Country Representative
	Greenpeace, Belgium	Greenpeace Belgium	An Lambrechts	Coordinator Forest Policy Indonesia
	WARSI, Indonesia	Indonesian Conservation Community WARSI, Jambi	Diki Kurniawan	Executive Director
	WWF, Indonesia	WWF-Indonesia, Jakarta Office	Anwar Purwoto	Sumatra - Kalimantan Director, Heart of Borneo Initiative,
	WWF, Indonesia	WWF-Indonesia, Jakarta Office	Nancy 'Ochie' Ariaini	Communications Officer, Heart of Borneo Initiative
	WWF, Indonesia	Indonesia, Kapuas Hulu Province, Putussibau Office	Albertus Tjiu	Director of Putussibau Office, Conservation Biologist
	WWF, International	WWF International, Heart of Borneo Initiative	Tom Maddox	Head of Heart of Borneo Global Initiative
Private sector	Kompakh, Indonesia	Kompakh Travel Agency Putussibau	Andri San	Travel Guide
	PT REKI, Indonesia	Harapan Rainforest Project, Jambi	Yussuf Yulius	Head of Community Partnership Department
	PT REKI, Indonesia	Harapan Rainforest Project, Jambi	Desri Erwin	Staff Community Partnership Department

	<i>Institution / Organisation</i>	<i>Department / Office / Program</i>	<i>Name</i>	<i>Position / Function</i>
Local actors & initiatives	Menua Sadap, Indonesia	Sadap sub-village GIZ Putussibau	Robert Baker	GIZ Village Facilitator
	Menua Sadap, Indonesia	Sadap sub-village	Husen	Head of Village
	Menua Sadap, Indonesia	Sadap sub-village	Lawrensius Jantan	Head of Village Forest Committee (<i>Lembaga Pengelola Hutan Desa</i>)
	Menua Sadap, Indonesia	Sadap sub-village	Bonifasius Tungku	Ecotourism Manager
	Menua Sadap, Indonesia	Sadap sub-village	Various villagers in discussions	GIZ workers and Sadap villagers
	Menua Sadap, Indonesia	Kelayam sub-village	Various villagers in village meeting and discussion	Kelayam villagers
	Menua Sadap, Indonesia	Kerangan Bunut sub-village	Various villagers in discussion	Kerangan Bunut villagers
	Nanga Betung, Indonesia	Nanga Betung village, FFI Putussibau	Nurhakim	Head of Nanga Betung village
	Nanga Betung, Indonesia	Nanga Betung village, FFI Putussibau	Herman Acin	Head of Village Forest Committee (<i>Lembaga Pengelola Hutan Desa</i>)
	Nanga Betung, Indonesia	Nanga Betung village	Various villagers in village meeting and discussion	Village Forest Committee and Nanga Betung villagers
Academic institutions	Bonn University, Germany	Institute for Oriental and Asian Studies	Irendru Radjawali	Ph.D. Candidate, Kapuas Hulu Project
	CIFOR, Indonesia	Forests & Livelihoods Research	Christine Padoch	Director, Forests & Livelihoods Research.
	CIFOR, Indonesia	REDD+ Study	William Sunderlin	Head of research on the sub-national level of the Study on REDD+
	CIFOR, Indonesia	Central Africa	Terry Sunderland	Head of research on biodiversity conservation, landscapes, food security
	EFI, European Union	European Forest Institute, EU FLEGT Facility	Alexander Hinrichs	Team Leader Regional Coordination Asia

4.3 Forest Related Projects of Bilateral German Development Cooperation in the CSC since 2002

4.3.1 Forest related German development projects in Cameroon since 2002

Cameroon						
Data source	Project / activity titles	Sector Code	Period	Organisation	EUR	Status
CRS	Support to National Park	41030	2002-2003	GIZ	498,000	completed
CRS	Consultancy for Ministry of Environment and Forests	41010	2002-2004	GIZ	491,000	completed
CRS	Forest Protection Southeast Cameroon	41030	2003	GIZ	36,000	completed
CRS	SFM Cameroon Hill	41030	2003	GIZ	354,000	Completed
CRS	Forest Protection Akwaya	41030	2003-2004	GIZ	202,000	Completed
CRS	Forest Certification	31210	2004	BMZ	43,000	Completed
CRS	Environmental Legislation and Sustainable Development	41010	2004	BMZ	22,000	Completed
CRS	Support to COMIFAC / Cameroon	31210	2004-2010	GIZ	1,502,000	Completed
CRS	Sustainable Resource Management I	41010/41030	2004-2012	KfW/GIZ	20,028,000	Completed
CRS	Afforestation	31210	2005-2010	BMZ	715,000	Completed
CRS	Biodiversity Conservation	41030	2005-2010	GIZ	4,628,000	Completed
CRS/IATI/DKF	KV Forstsektorkorbfinanzierung	31210	2006-2014	KfW	17,500,000	Ongoing
CRS	Monitoring and Enforcement in the Forest Sector	31210	2007	BMZ	94,000	Completed
CRS	Preparatory activities Environmental Management	41010/41081	2008-2010	BMZ	101,000	Completed
CRS	Congo Basin Forest Management / Cameroon	41010/15110	2009-2012	BMZ	477,000	Completed
CRS/IATI/DKF	PV Nachhaltiges Ressourcenmanagement in Kamerun	41030	2009-2014	KfW	10,000,000	Ongoing
CRS	Funding for Lobeke Park	41030	2010	BMZ	4,780,000	Completed
CRS/IATI/DKF	Supporting the implementation of the National Forestry and Environmental Programme (ProPSFE)	31210	2010-2015	GIZ	19,187,354	Ongoing
CRS	Implementation of German Development Cooperation Aims	31220/41030	2011	BMZ	744,000	completed
CRS	Environmental Education and Climate Change	41081	2012	BMF	22,000	completed
IATI/DKF	Support to implementation of national forest and environmental program	31210	2012-??	BMZ	22,000,000	ongoing
IATI	Sustainable Management of Natural Resources - South West Region (PSMNR-SWR)	41030	2012-??	KfW	10,000,000	ongoing
IATI	Klimaschutz - REDD	31220	2012-??	BMZ	10,000,000	ongoing
DKF	Forstsektorkorbfinanzierung		2011-2015	KfW	25,500,000	not included

DKF	Programm Unterstützung der Umsetzung des nationalen Waldprogramms (PSFE)		n.d.	GIZ	1,187,354	not included
DKF	Förderung von eigenständiger Entwicklung und interreligiöser Zusammenarbeit, Schwerpunkt Umwelt und Konfliktprävention		n.d.	EZE	272,500	not included
DKF	Informations-, Begleitungs- und Lobbyarbeit zum Schutz der Bevölkerung vor Folgen von Bergbau und Ausbeutung fossiler und nachwachsender Energierohstoffe		n.d.	KZE	250,000	not included
Regional funding including Cameroon						
IATI	Regional Support for the Central Africa Forests Commission (COMIFAC)	41010	2005-2014	GIZ	4,000,000	ongoing
ICI	Trinational Forest Conservation Area (TNSF)		2008-2012	KfW/WWF	1,451,243	completed
IATI	Certified Sustainable Forestry Management (SFM) in the Congo Basin	31220	2008-2015	KfW	10,000,000	ongoing
ICI	Climate Change Scenarios for the Congo Basin		2009-2013	GIZ	1,530,000	ongoing
IATI	Sustainable forest management in the Congo Basin (TNSF)	41030	2010-2015	KfW	20,000,000	ongoing
IATI	Sustainable forest management in the Congo Basin (TNSF, Lobeke Park)	41030	2011-??	BMZ	5,500,000	ongoing
IATI	Sustainable forest management in the Congo Basin, Regional support for COMIFAC	41010	2011-2015	GIZ	10,700,000	ongoing
IATI	Sustainable forest management in the Congo Basin, Regional support for COMIFAC	41030	2013-??	BMZ	9,000,000	ongoing
IATI	Sustainable forest management in the Congo Basin, Access and Benefit-Sharing ABS	41030	2013-??	DEG (KfW)	4,500,000	ongoing
IATI	Sustainable forest management in the Congo Basin (Yamoussa Park)	41030	2013-??	BMZ	6,900,000	ongoing

4.3.2 Forest related German development projects in the DR Congo since 2002

Democratic Republic of the Congo						
Data source	Project / activity titles	Sector Code	Period	Organisation	EUR	Status
CRS	Consulting for Nature Conservation Authorities	41030	2002-2004	GIZ	1,199,000	completed
CRS	Environmental education & training	41081	2002-2005	BMZ/NGO	79,000	completed
CRS	Nature Conservation East Congo	41030	2003-2006	GIZ	1,097,000	completed
CRS	Afforestation Burhinyi	31220	2004-2007	BMZ	65,000	completed
CRS	Forestry policy & admin. Management	31210	2005	BMZ	657,000	completed
CRS	Biodiversity Conservation	41030	2005-2006	GIZ	166,000	completed
CRS/IATI	Sustainable Natural Resource Management I	41030	2005-2015	KfW	11,000,000	ongoing
CRS	Biodiversity Conservation and Forest Management	31210	2006-2008	GIZ	2,029,000	completed
CRS	Salonga Wildlife Conservation	41030	2008	BMZ	361,000	completed
CRS	Gorilla Conservation Project	41081	2008-2009	FeMi	72,000	completed
CRS	Kivu Agroforestry	31220	2008-2011	BMZ	296,000	completed
CRS/ICI/DKF	Ngiri Triangle Integrated Conservation Project I & II	41030	2008-2013	KfW/WWF	2,596,388	ongoing
CRS/IATI/DKF	Biodiversity Conservation and Sustainable Forest Management	41010	2008-2014	GIZ	28,000,000	ongoing
IATI	Sustainable Natural Resource Management II	41030	2008-??	KfW	15,000,000	ongoing
IATI/DKF	Biodiversity Conservation and Sustainable Forest Management	41030	2009-??	KfW	40,000,000	ongoing
CRS	Congo Basin Forest Management / DR Congo	41010/15110	2009-2011	BMZ	224,000	completed
CRS/ICI/DKF	Assessment and development of a Protected Area Network	41030	2009-2014	WWF	1,999,361	ongoing
CRS/IATI/DKF	Maiko National Park Management	41030	2011-2013	FZS	499,905	ongoing
IATI	Integrated rural environment protection programme on the High Plateau of Minembwe	31130	2011-2014	OXFAM	444,390	ongoing
IATI	Biodiversitätserhalt und nachhaltige Waldbewirtschaftung	41030	2012-??	BMZ	10,000,000	ongoing
IATI/DKF	Treuhandfonds zur Unterstützung des nationalen Wald- und Naturschutzprogramms	41030	2012-??	KfW	15,000,000	ongoing
ICI/DKF	Development of a Carbon Storage Map and Carbon Payment Modell Regions for the DR Congo Forest Belt	41030	2012-2016	KfW/WWF	6,100,000	ongoing
IATI/DKF	Biodiversity Conservation and Sustainable Forest Management (TC-Module)	41010	2012-2016	GIZ	25,300,000	ongoing
IATI	Reforestation and education for Forest management in Eastern Congo	31220	2013-2017	LHL	287,046	ongoing
DKF	Aufbau einer Fachstelle für Berufsbildung im Bereich Bau und erneuerbare Energie		n.d.	EZE	145,000	not included
DKF	Erweiterung einer kirchlichen Universität im Ostkongo, Schwerpunkt Landwirtschaft und		n.d.	EZE	980,000	not included

	<i>Umweltmanagement</i>					
<i>DKF</i>	<i>Hochschul- und Berufsqualifizierung, Schwerpunkt Medizin und Umweltmanagement in Post-Konfliktregion</i>		<i>n.d.</i>	<i>EZE</i>	<i>1,110,000</i>	<i>not included</i>
Regional funding including DR Congo						
IATI	Regional Support for the Central Africa Forests Commission (COMIFAC)	41010	2005-2014	GIZ	4,000,000	ongoing
ICI	Trinational Forest Conservation Area (TNSF)		2008-2012	KfW/WWF	1,451,243	completed
IATI	Certified Sustainable Forestry Management (SFM) in the Congo Basin	31220	2008-2015	KfW	10,000,000	ongoing
ICI	Climate Change Scenarios for the Congo Basin		2009-2013	GIZ	1,530,000	ongoing
IATI	Sustainable forest management in the Congo Basin, Regional support for COMIFAC	41010	2011-2015	GIZ	10,700,000	ongoing
IATI	Sustainable forest management in the Congo Basin (TNSF)	41030	2010-2015	KfW	20,000,000	ongoing
IATI	Sustainable forest management in the Congo Basin, Regional support for COMIFAC	41030	2013-??	<i>BMZ</i>	9,000,000	ongoing
IATI	Sustainable forest management in the Congo Basin, Access and Benefit-Sharing ABS	41030	2013-??	DEG (KfW)	4,500,000	ongoing
IATI	Transboundary use and protection of natural resources in the SADC-region	41030	2012-2015	GIZ	5,710,000	ongoing
IATI	Training facilities & programs for wildlife rangers & managers in the SADC region (pot.)	41030	2011-??	KfW	10,000,000	ongoing
ICI	Development of Integrated MRV Systems for REDD+ in the SADC region (potentially)	31220	2011-2015	GIZ	3,764,260	ongoing

4.3.3 Forest related German development projects in Indonesia since 2002

Indonesia						
Data source	Project / activity titles	Sector Code	Period	Organisation	EUR	Status
CRS	Integrated Forest Fire Management	31220/41030	2002-2004	GIZ/KfW	1,610,000	completed
CRS	Afforestation	31220	2002-2006	GIZ	130,000	completed
CRS	Sustainable Forest Management	31210	2003-2004	GIZ	36,000	completed
CRS	Integrated Experts Forestry and Environmental Management	31210/41010	2004-2006	BMZ	245,000	completed
CRS	Biodiversity Conservation	41020	2005	FeMi	664,000	completed
CRS	Forestry policy and administrative management	31210	2005-2011	BMZ	1,957,000	completed
CRS	Rural development and Biodiversity Protection in West-Kalimantan	31120	2006-2007	BMZ	65,000	completed
CRS	Kayan Mentarang National Park Management	41030	2006-2011	GIZ	1,170,000	completed
CRS	Park- and wildlife-management	31210	2007-2010	BMZ	274,000	completed
CRS/IATI/DKF	Forests and Climate Change (FORCLIME I)	31210	2007-2013	GIZ	9,966,913	ongoing
CRS/IATI	Forestry Programme I (Support for the Ministry of Forestry)	31210	2007-2014	KfW	20,000,000	ongoing
CRS	Bukit Tigapuluh Management Plan	41030	2008	BMZ	101,000	completed
CRS/ICI/DKF	Biodiversity Conservation through Prep. Measures for REDD+ in Merang Peat Forests	41030	2008-2012	GIZ	1,406,875	completed
CRS/IATI/DKF	Policy Advise on Environment and Climate Change (PAKLIM I)	41010	2008-2014	GIZ	8,617,987	ongoing
CRS	Banda Aceh Environmental Administration	41010	2009	BMZ	3,000	completed
CRS/IATI	Networking on sustainable forestry and resource management in defence of land rights	31220	2009-??	KZE	230,000	ongoing
CRS	Sustainable use of natural resources through training programmes	31281	2009-2010	BMZ	137,000	completed
CRS	Bukit Tigapuluh Environmental Education	41081	2009-2010	FeMi	51,000	completed
CRS/ICI/DKF	Forest Management Financed through Emission Certificates in UNESCO World Heritage Site 'Tropical Rainforest Heritage of Sumatra'	41020	2009-2011	UNESCO	527,000	completed
CRS/ICI/DKF	Knowledge Management for the REDD Pilot Project in the Merang Peat Forest Area	41081	2009-2012	GIZ	625,787	completed
CRS	Local initiative to fight the expansion of biofuel in Sumatra	15150	2009-2012	BMZ	188,000	completed
CRS/ICI/DKF	Harapan Ecosystem Restoration Concessions	31220	2009-2013	KfW	7,575,000	ongoing
CRS/ICI/DKF	Securing Natural Carbon Sinks and Habitats in the 'Heart of Borneo'	41030	2009-2013	KfW/WWF	870,055	ongoing
CRS/IATI	Climate Community Sovereignty	41020	2010-??	KZE	160,000	ongoing
IATI	Water, sanitation, reforestation, and credit programme, South-East-Sulawesi	43040	2010-??	GeDo	694,824	ongoing
CRS	Forestry education & training	31281	2010-2011	BMZ	108,000	completed
CRS	Partnerships with indigenous Communities in the Highlands of Borneo	15150	2010-2011	BMZ	390,000	completed

CRS	Sustainable BioProduction	31281	2011	FeMi	267,000	completed
CRS/IATI/DKF	Climate justice and sustainable livelihoods in Indonesia	41010	2011-??	KZE	88,000	ongoing
CRS/IATI/DKF	Sustainable and climate-sensitive forest Management, Jambi	41030	2011-??	KZE	140,000	ongoing
CRS/IATI/DKF	Community initiative to protect small-scale food production area from large-scale oil palm expansion in Sumatra	15150	2011-??	KZE	270,000	ongoing
CRS/IATI/DKF	Securing the rights of indigenous peoples in planned oil palm plantation expansion areas Westpapua and Central Sulawesi	15160	2011-??	KZE	250,000	ongoing
CRS	Conservation and Sustainable Development in Borneo / Peat Swamp Restoration	41030	2011-2012	FeMi	433,000	completed
IATI/DKF	Forestry Programme II (REDD+)	31210	2011-2013	KfW	23,000,000	ongoing
CRS	Forest Anti-corruption Solutions and Advocacy (Indonesia, Papua New Guinea)	31210	2012	BMZ	325,000	completed
CRS/IATI/DKF	Forests and Climate Change (FORCLIME II)	31210	2012-2016	GIZ	14,811,500	ongoing
IATI/DKF	Forestry Programme III (Sulawesi)	31210	2012-2017	KfW	13,500,000	ongoing
ICI/DKF	Ecosystem Restoration Concessions to protect tropical rainforest in Indonesia		2012-2019	KfW	8,100,000	ongoing
ICI/DKF	Biodiversity and Climate Change	41030	2013-2016	GIZ	3,800,000	ongoing
CRS/IATI/DKF	Policy Advice on Environment and Climate Change (PAKLIM II)	41010	2013-2016	GIZ	13,747,000	ongoing
GIZd	Green Economy and Locally Appropriate Mitigation Actions in Indonesia (GE-LAMA-1)	41010	2013-2017	GIZ	4,551,500	ongoing
ICI/DKF	Climate Change Mitigation and Species Conservation in the Leuser Ecosystem Sumatra		2013-2019	KfW	8,500,000	ongoing
GIZd	<i>Appraisal Mission - Low Carbon Oil Palm Development in Indonesia</i>	23070	2013	GIZ	125,000	not included
CRS/IATI/DKF	<i>Mitigating Climate Change Impact by Way of Conservation Activities, Economic Development and Empowerment in North Sumatra</i>	31120	2011-??	EZE	520,000	not included
Regional funding including Indonesia						
IATI	Biodiversity and Climate Change Project with ACB	41030	2010-2015	GIZ	5,200,000	ongoing
IATI	Adaption and Mitigation Strategies in Support of AFCC (GAP-CC)	41010	2010-2015	GIZ	3,667,000	ongoing
IATI	ASEAN Centre for Biodiversity - Small Grants Programme	41030	2011-??	KfW	10,000,000	ongoing
IATI	Building resiliency of indigenous communities on climate change adaptation	41010	2012-??	KZE	340,000	ongoing
ICI	Forest and Landscape Restoration in Key Countries		2013-2017	IUCN/WRI	2,998,593	ongoing
GIZd	Forestry and Climate Change (FOR-CC) (ASEAN AFCC)	41010	2014-2017	GIZ	4,800,000	ongoing

4.4 Ongoing Forest Related Projects in the CSC

Ongoing forest related Programs and Projects in the Case Study Countries based on IATI, ICI, GIZ, and KfW data as of October 2014

Data source	Project / activity titles	Sector Code	Start / Period	Implement. Organisation	EUR	Objectives	Target Areas	Approaches	DQ
Cameroon									
CRS / IATI / DKF	KV Forstsektorkorbfinanzierung (Basket fund for preservation of national forest & wildlife)	31210	2006-2014	KfW	17,500,000	BC2 / FU1 / LL1	GA2 / PE / CS / FC / AI	GG2 / EC1 / LE0	1
CRS / IATI / DKF	PV Nachhaltiges Ressourcenmanagement in Kamerun	41030	2009-2014	KfW	10,000,000	BC1 / FU2 / LL1	GA2 / PE / CS / FC / AI	GG1 / EC1 / LE0	1
CRS / IATI / DKF	Supporting the Implementation of the National Forestry and Environmental Programme (ProPSFE)	31210	2010-2015	GIZ / GIZd	19,187,354	BC1 / FU2 / LL1	GA2 / PE1 / CS1 / FC0 / AI0	GG2 / EC2 / LE0	3
IATI / DKF	Support to implementation of national forest and environmental program	31210	2012-??	??? (GIZ?)	22,000,000	BC1 / FU2 / LL1	GA2 / PE1 / CS1 / FC0 / AI0	GG2 / EC2 / LE0	1
IATI	Sustainable Management of Natural Resources - South West Region (PSMNR-SWR)	41030	2012-??	??? (KfW?)	10,000,000	BC1 / FU2 / LL1	GA2 / PE / CS / FC / AI	GG1 / EC1 / LE0	1
IATI	Klimaschutz - REDD	31220	2012-??	???	10,000,000	BC1 / FU1 / LL1	GA / PE / CS / FC / AI	GG0 / EC0 / LE0	1
Demotatic Republic of the Congo									
CRS / IATI	Sustainable Natural Resource Management I	41030	2005-2015	KfW	11,000,000	BC1 / FU1 / LL1	GA / PE / CS / FC / AI	GG1 / EC1 / LE0	1
IATI	Sustainable Natural Resource Management II	41030	2008-??	KfW	15,000,000	BC1 / FU1 / LL1	GA / PE / CS / FC / AI	GG1 / EC1 / LE0	1
CRS / IATI / DKF?	Biodiversity Conservation and Sustainable Forest Management	41010	2008-2014	GIZ	28,000,000	BC1 / FU1 / LL1	GA2 / PE1 / CS1 / FC1 / AI1	GG2 / EC1 / LE0	3
IATI / DKF?	Biodiversity Conservation and Sustainable Forest Management (TC-Module)	41010	2012-2016	GIZ / GIZd	25,300,000	BC1 / FU1 / LL1	GA2 / PE1 / CS1 / FC1 / AI1	GG2 / EC1 / LE0	3
IATI / DKF?	Biodiversity Conservation and Sustainable Forest Management	41030	2009-??	KfWd	40,000,000	BC2 / FU1 / LL1	GA1 / PE / CS1 / FC1 / AI	GG2 / EC1 / LE0	2
IATI	Biodiversitätserhalt & nachhaltige Waldbewirtschaftung (sustainable ressourcenmanagement)	41030	2012-??	???	10,000,000	BC2 / FU1 / LLO	GA / PE / CS / FC / AI	GG1 / EC1 / LE0	1

IATI / DKF	Treuhandfonds zur Unterstützung des nationalen Wald- und Naturschutzprogramms	41030	2012-??	<i>KfW</i>	15,000,000	BC2 / FU1 / LL1	GA2 / PE / CS / FC / AI	GG2 / EC0 / LE0	1
CRS / IATI / DKF	Maiko National Park Management	41030	2011-2013	FZS	499,905	BC2 / FU1 / LL0	GA2 / PE / CS / FC / AI	GG2 / EC0 / LE0	1
IATI	Integrated rural environment protection programme on the High Plateau of Minembwe	31130	2011-2014	OXFAM	444,390	BC2 / FU1 / LL1	GA / PE / CS1 / FC1 / AI	GG1 / EC1 / LE0	1
IATI	Reforestation and education for Forest management in Eastern Congo	31220	2013-2017	LHL	287,046	BC1 / FU2 / LL1	GA / PE / CS1 / FC1 / AI	GG1 / EC1 / LE1	1
CRS / ICI / DKF / DKF	Ngiri Triangle Integrated Conservation Project I & II	41030	2008-2013	KfW/ WWF	2,596,388	BC2 / FU1 / LL1	GA1 / PE / CS1 / FC1 / AI	GG2 / EC1 / LE0	3
CRS / ICI / DKF	Assessment and Development of a Modernised, Expanded Network of Protected Areas	41030	2009-2014	WWF	1,999,361	BC2 / FU0 / LL0	GA2 / PE / CS2 / FC1 / AI	GG2 / EC0 / LE0	3
ICI / DKF / DKF?	Development of a Carbon Storage Map and Carbon Payment Modell Regions for the DRC Forest Belt	41030	2012-2016	KfW/ WWF	6,100,000	BC1 / FU2 / LL1	GA2 / PE1 / CS / FC1 / AI	GG1 / EC2 / LE0	2
Indonesia									
CRS / IATI	Forestry Programme I (Support for the Ministry of Forestry)	31210	2007-2014	KfW	20,000,000	BC1 / FU2 / LL0	GA2 / PE / CS / FC / AI	GG1 / EC2 / LE0	1
IATI / DKF	Forestry Programme II (REDD+)	31210	2011-2013	KfWd	23,000,000	BC2 / FU1 / LL1	GA2 / PE / CS / FC1 / AI	GG2 / EC1 / LE0	3
CRS / IATI / DKF	Policy Advise on Environment and Climate Change (PAKLIM I)	41010	2008-2014	GIZ	8,617,987	BC0 / FU1 / LL1	GA2 / PE1 / CS1 / FC / AI	GG2 / EC1 / LE0	3
CRS / IATI / DKF	Policy Advice on Environment and Climate Change (PAKLIM II)	41010	2013-2016	GIZ / GIZd	13,747,000	BC0 / FU1 / LL1	GA2 / PE1 / CS1 / FC / AI	GG2 / EC1 / LE0	3
CRS / IATI / DKF	Forests and Climate Change (FORCLIME I)	31210	2007-2013	GIZ / GIZd	9,966,913	BC1 / FU2 / LL1	GA2 / PE1 / CS1 / FC1 / AI	GG2 / EC1 / LE0	3
CRS / IATI / DKF	Forests and Climate Change (FORCLIME II)	31210	2012-2016	GIZ / GIZd	14,811,500	BC1 / FU2 / LL1	GA2 / PE1 / CS1 / FC1 / AI	GG2 / EC1 / LE0	3
IATI / DKF	Forestry Programme III (Sulawesi)	31210	2012-2017	<i>KfW</i>	13,500,000	BC1 / FU1 / LL0	GA / PE / CS / FC / AI	GG2 / EC1 / LE0	1
IATI	Water, sanitation, reforestation, and credit programme, South-East-Sulawesi, Indonesia	43040	2010-??	GeDo	694,824	BC1 / FU2 / LL1	GA / PE / CS / FC / AI	GG0 / EC2 / LE1	1
CRS / IATI	Networking on Sustainable Forestry & Resource Management aiming at the defence of Land Rights	31220	2009-??	KZE	230,000	BC1 / FU1 / LL2	GA / PE / CS / FC2 / AI	GG0 / EC1 / LE2	1
CRS / IATI	Climate Community Sovereignty	41020	2010-??	KZE	160,000	BC1 / FU2 /	GA / PE / CS / FC2	GG0 / EC2 /	1

						LL2	/ AI	LE2	
CRS / IATI / DKF	Climate justice and sustainable livelihoods in Indonesia	41010	2011-??	KZE	88,000	BC1 / FU1 / LL2	GA / PE / CS / FC2 / AI	GG0 / EC0 / LE2	1
CRS / IATI / DKF	Sustainable and climate-sensitive forest Management, Jambi	41030	2011-??	KZE	140,000	BC1 / FU2 / LL1	GA / PE / CS / FC2 / AI	GG0 / EC1 / LE2	1
CRS / IATI / DKF	Securing rights of indigenous peoples in planned oil palm plantation expansion areas	15160	2011-??	KZE	250,000	BC1 / FU1 / LL2	GA / PE / CS / FC2 / AI	GG0 / EC0 / LE2	1
CRS / IATI / DKF	Community initiative to protect food production area from oil palm expansion in Sumatra	15150	2011-??	KZE	270,000	BC0 / FU1 / LL2	GA / PE / CS / FC2 / AI	GG0 / EC0 / LE2	1
CRS / ICI / DKF	Harapan Ecosystem Restoration Concessions	31220	2009-2013	KfW	7,575,000	BC2 / FU2 / LL1	GA / PE2 / CS1 / FC / AI	GG0 / EC2 / LE0	3
CRS / ICI / DKF	Securing Natural Carbon Sinks and Habitats in the 'Heart of Borneo'	41030	2009-2013	KfW / WWF	870,055	BC2 / FU1 / LL1	GA2 / PE1 / CS / FC1 / AI	GG2 / EC1 / LE0	3
ICI / DKF	Biodiversity and Climate Change	41030	2013-2016	GIZ / GIZd	3,800,000	BC2 / FU1 / LL1	GA2 / PE / CS / FC1 / AI	GG2 / EC1 / LE0	2
ICI / DKF	Climate Change Mitigation and Species Conservation in the Leuser Ecosystem Sumatra		2013-2019	KfW	8,500,000	BC2 / FU1 / LL1	GA2 / PE / CS / FC1 / AI	GG2 / EC1 / LE0	2
ICI / DKF	Ecosystem Restoration Concessions to protect tropical rainforest in Indonesia		2012-2019	KfWd	8,100,000	BC2 / FU2 / LL1	GA / PE2 / CS1 / FC / AI	GG0 / EC2 / LE0	2
GIZd	Green Economy and Locally Appropriate Mitigation Actions in Indonesia (GE-LAMA-1)	41010	2013-2017	GIZ / GIZd	4,551,500	BC1 / FU1 / LL1	GA2 / PE / CS / FC / AI	GG1 / EC2 / LE0	1
Regional funding including Cameroon & DR Congo									
ICI	Climate Change Scenarios for the Congo Basin (Cameroon/DRC)		2009-2013	GIZ	1,530,000	BC1 / FU2 / LL0	GA2 / PE / CS / FC / AI2	GG2 / EC1 / LE0	3
IATI	Certified Sustainable Forestry Management (SFM) in the Congo Basin (Cameroon/DRC)	31220	2008-2015	KfW	10,000,000	BC1 / FU2 / LL0	GA / PE / CS / FC / AI	GG1 / EC2 / LE0	1
IATI	Regional Support for the Central Africa Forests Commission (COMIFAC) (Cameroon/DRC)	41010	2005-2014	GIZ	4,000,000	BC2 / FU2 / LL1	GA2 / PE / CS1 / FC / AI	GG2 / EC2 / LE0	3
IATI	Sustainable forest management in the Congo Basin, Regional support for COMIFAC (Cameroon/DRC)	41010	2011-2015	GIZ / GIZd	10,700,000	BC2 / FU2 / LL1	GA2 / PE / CS1 / FC / AI	GG2 / EC2 / LE0	3
IATI	Sustainable forest management in the Congo Basin, Regional support for COMIFAC (Cameroon/DRC)	41030	2013-??	???	9,000,000	BC2 / FU2 / LL1	GA2 / PE / CS1 / FC / AI	GG2 / EC2 / LE0	1
IATI	Sustainable forest management in the Congo Basin, Access and Benefit-Sharing ABS (Cameroon/DRC)	41030	2013-??	DEG (KfW)	4,500,000	BC1 / FU2 / LL1	GA / PE1 / CS1 / FC / AI	GG1 / EC2 / LE0	1

IATI	Sustainable forest management in the Congo Basin (TNSF) (Cameroon/DRC)	41030	2010-2015	KfW	20,000,000	BC2 / FU1 / LLO	GA / PE / CS / FC / AI	GG2 / EC1 / LE0	1
IATI	Sustainable forest management in the Congo Basin, TNSF Lobeke Park (Cameroon)	41030	2011-??	???	5,500,000	BC2 / FU1 / LLO	GA / PE / CS / FC / AI	GG2 / EC1 / LE0	1
IATI	Sustainable forest management in the Congo Basin, Yamoussa Park (Cameroon)	41030	2013-??	???	6,900,000	BC2 / FU1 / LLO	GA / PE / CS / FC / AI	GG2 / EC1 / LE0	1
IATI	Transboundary use and protection of natural resources in the SADC-region (DR Congo)	41030	2012-2015	GIZ / GIZd	5,710,000	BC2 / FU1 / LL1	GA2 / PE / CS1 / FC / AI	GG2 / EC0 / LE0	3
IATI	<i>Training facilities & programs for wildlife rangers & managers in the SADC region (DRC potentially)</i>	41030	2011-??	KfWd	10,000,000	BC2 / FU1 / LLO	GA2 / PE / CS / FC / AI	GG2 / EC1 / LE0	3
ICI	<i>Development of Integrated MRV Systems for REDD+ in the SADC region (DRC potentially)</i>	31220	2011-2015	GIZ / GIZd	3,764,260	BC0 / FU2 / LLO	GA2 / PE / CS / FC / AI	GG1 / EC2 / LE0	3
Regional funding including Indonesia									
IATI	Biodiversity and Climate Change Project with ACB	41030	2010-2015	GIZ / GIZd	5,200,000	BC2 / FU1 / LLO	GA / PE / CS / FC / AI	GG2 / EC1 / LE0	1
IATI	Adaption and Mitigation Strategies in Support of AFCC (GAP-CC)	41010	2010-2015	GIZ / GIZd	3,667,000	BC1 / FU2 / LLO	GA2 / PE / CS / FC / AI1	GG1 / EC2 / LE0	3
IATI	ASEAN Biodiversity Centre Small Grants Programme	41030	2011-??	KfWd	10,000,000	BC2 / FU1 / LL1	GA1 / PE / CS1 / FC1 / AI	GG1 / EC1 / LE1	2
ICI	Forest and Landscape Restoration in Key Countries		2013-2017	IUCN / WRI	2,998,593	BC2 / FU0 / LLO	GA1 / PE / CS1 / FC / AI	GG2 / EC0 / LE0	2
GIZd	Forestry and Climate Change (FOR-CC) (ASEAN AFCC)	41010	2014-2017	GIZ / GIZd	4,800,000	BC1 / FU2 / LLO	GA2 / PE / CS / FC / AI	GG2 / EC1 / LE0	1

4.5 Abbreviations, annotations and codes used in the lists of projects

Data Sources:

CRS	OECD Creditor Reporting System
DKF	Deutsche Klimafinanzierung data bank
GIZd	GIZ project data
IATI	International Aid Transparency Initiative data bank
ICI	BMUB International Climate Initiative
KfWd	KfW project data

Project / activities titles as given in the source from which basic data have been derived. In a few instances similar or identical titles have been used for different data entries in the IATI data base. For the purpose of this study these entries have been treated as different programs because objectives, instruments and target groups of these programs with similar titles may have been very different.

Sector Codes:

151xx	Government and Civil Society general
311xx	Agriculture Sector
312xx	Forestry Sector
410xx	Environment Sector (General Environmental Protection)
430xx	Other Multisector

Period or start of programs derived from the basic data sources where available, in some cases complemented from other sources. Data on start and periods of programs are frequently changing over time and data from different sources may not match.

Funding and implementing Organisations:

BMZ	Funding by BMZ, implementing organisation unspecified
EZE	Evangelische Zentralstelle für Entwicklungshilfe
FeMi	German Federal Ministries unspecified
FZS	Frankfurt Zoological Society
GeDo	German Doctors e.V.
GIZ	Deutsche Gesellschaft für Internationale Zusammenarbeit
KfW	Kreditanstalt für Wiederaufbau
KZE	Katholische Zentralstelle für Entwicklungshilfe
LHL	Lernen-Helfen-Leben e.V.
NGO	Non-governmental Organisation unspecified
UNESCO	United Nations Educational, Scientific and Cultural Organization
WWF	World Wide Fund for Nature

Funding amounts refer to disbursements and commitments. Amounts are given in Euro but in the case of CRS data have been converted from USD and are only approximately calculated.

Status:

Completed: Programs, projects and activities which have been notified as completed before 2013.

Ongoing: Programs and projects which according to IATI data were designated as in implementation, decided, or in the pipeline in 2013, or which were recorded as ongoing programs in the ICI, GIZ, and KfW data bases.

Not included: Programs and projects which have been recorded in the DKF data base but could not be reconfirmed in other data bases and which have not been included in the analysis.

Projects listed in *italics* were not included in calculations and analysis because the possibility could not be ruled out that these entries refer to identical projects already listed under other entries of the list.

Codes used for the classification of ongoing programs and projects:

Codes for Objectives:

BC	Biodiversity Conservation
FU	Forest Utilisation
LL	Local Livelihoods

Codes for Target Areas:

GA	Government Agencies
PE	Private Enterprises
CS	Civil Society
FC	Forest dependent Communities
AI	Academic Institutions

Codes for Approaches:

GG	Global Governance Approach
EC	Economization Approach
LE	Local Empowerment Approach

DQ - Classification of Data Quality:

1	Only very basic data available
2	Basic data and additional information on objectives and/or target groups available
3	Further information on instruments, activities or results available

4.6 Target areas and instruments of forest related German development cooperation in the CSC

Target area		Instruments of forest related development cooperation	Cameroon	DR Congo	Indonesia
Administrative agencies and institutions	Policy level	Development & implementation of national forest policies and forestry programs (NFP)	3	3	3
		Development of strategies and instruments to implement forest policy objectives	2	1	3
		Zoning and land use planning on the national and regional level	1	1	2
		Conceptualisation and planning of protected area networks and integrated conservation approaches	2	2	2
	Institutional level	Development & implementation of administrative agencies and institutions	3	3	3
		Design and implementation of Forest Management Units (FMU) on the regional level			3
		Development & implementation of forest management plans according to SFM principles	2	1	3
		Education and training of foresters and administrative staff	1	2	2
	Infrastructure level	Compilation of forest and biodiversity inventories		1	2
		Development & implementation of forest monitoring systems		1	2
		Facilities for forest surveillance, patrolling, forest protection, and fire-fighting	1	2	2
		Infrastructure development including machines, transportation facilities, buildings, and roads	1	1	2
Economic actors and markets	Concessions and marketing of timber	Extraction & marketing of timber, reduced impact logging (RIL)	1	1	1
		Certification systems and FLEGT	2	2	2
		Re- and afforestation projects		1	1
		Ecosystem restoration concessions (ERC)			3
	Marketing of environmental services	Payments for environmental services (PES)			1
		REDD+ preparation and pilot projects	2	2	3
		Carbon storage studies and mapping	1	2	2
		Development of Reference Emission Levels (REL) and Measuring, Reporting and Verifying (MRV) systems		1	2
	Improvement of income opportunities of local actors	Development and marketing of NTFPs	1		2
		Agricultural development and improvements		2	2
		Development & improvement of market access and infrastructure	1	2	2
		Development of tourism and ecotourism	1	2	2
		Training in handicraft, agriculture, and business			1

Civil society and community institutions	Education and adaptation of local communities	Awareness building and environmental education	1	2	2
		Training in sustainable forest use and management		2	2
		Support of Climate Change Adaptation	1	2	1
	Equity, democracy and inclusiveness	Development and support of participatory institutions		1	1
		Gender mainstreaming	1		1
	Empowerment of local communities and civil society	Participatory village mapping (PVM)			1
		CBFM and community forests	1		1
		Legal advice, mediation, and advocacy			1
		Networking on the regional, national, and international level	1	1	1
	Survey, science, and modelling	Survey and mapping	Aerial surveys, satellite imagery, and GIS mapping	1	2
Research and modelling		Socio-economic and ecological surveys and studies	1	2	2
		Climate change modelling	2	2	
Institutional support		Support for academic and educational institutions	1	1	1

Rating of the frequency instruments have been mentioned in the descriptions of programs and projects:

1 = instrument has been mentioned once

2 = instrument was mentioned in several instances

3 = instrument was emphasised as a major instrument